



# RESULTS BOOK

**MPSC RACE MEETING  
10TH APRIL 2011**



Chief Timekeeper: Paul Grogan  
Email: [paulgrogan@carlowcarclub.ie](mailto:paulgrogan@carlowcarclub.ie)






## Mondello Park Sports Club Race Meeting

Mondello Park Sports Club Race Meeting

Mondello Park National Circuit 1.850 Km



Date & Time	Group	Name	Type
10/04/2011			
09:00	Formula Vee	Qualifying	Qualifying
09:20	ITCC	Qualifying - Super Touring	Qualifying
09:40	ITCC	Qualifying - Touring & Fiats	Qualifying
10:00	Styker Sportscar Challenge	Qualifying	Qualifying
10:20	Globals GT Lights	Qualifying	Qualifying
10:40	Formula Libre	Qualifying	Qualifying
11:00	ITCC	Race 1 - Touring & Fiats	Race
11:25	Styker Sportscar Challenge	Race 1	Race
11:50	ITCC	Race 1 - Super Touring	Race
12:15	Globals GT Lights	Race 1	Race
14:00	Formula Libre	Race 1	Race
14:15	ITCC	Race 2 - Touring & Fiats	Race
14:16	ITCC	Race 2 - Touring & Fiats (Re-Start)	Race
14:40	Formula Vee	Race	Race
15:05	Styker Sportscar Challenge	Race 2	Race
15:30	ITCC	Race 2 - Super Touring	Race
15:55	Globals GT Lights	Race 2	Race
16:20	Formula Libre	Race 2	Race

Class	Competitors	Class	Competitors
2011 FIAT PUNTO CHALLENGE	5	2011 ITCC - TOURING	18
2011 FIAT UNO CHALLENGE	2	2011 STRYKER SPORTSCAR CH	18
2011 FORMULA LIBRE	18		
2011 FORMULA VEE	23		
2011 GLOBAL GT LIGHTS	10		
2011 ITCC - SUPER TOURING	16		

Clerk of the Course: Ian Beatty

Orbits

Race Control: John Morris

Chief Timekeeper: Paul Grogan

www.mylaps.com

These results are provisional until conclusion of any judicial/tech matters

Licensed to: Mondello Park Racing Circuit

Printed: 10/04/2011 15:09:16


**Mondello Park Sports Club Race Meeting**
**Sorted on Best Lap time**

Formula Vee

Mondello Park National Circuit 1.850 Km

Qualifying

10/04/2011 09:00

Qualifying (15:00 Time) started at 9:15:58

Pos	No.	Name	Best Tm	Diff	Gap	Best Speed	In Lap
1	3	Robert Casey Sheane / 1600cc	1:00.894			109.370	7
2	33	Lee Newsome Sheane FV94 / 1600cc	1:00.917	0.023	0.023	109.329	14
3	1	Ray Moore Leastone 004 / 1600cc	1:00.930	0.036	0.013	109.306	5
4	4	Robbie Allen Sheane / 1600cc	1:01.258	0.364	0.328	108.720	7
5	24	David O Brien Sheane / 1600cc	1:01.322	0.428	0.064	108.607	11
6	26	Paul Heavey Leastone JH004 / 1600cc	1:01.400	0.506	0.078	108.469	10
7	2	Daniel Polley Leastone / 1600cc	1:01.487	0.593	0.087	108.316	10
8	15	Ian Campbell Sheane / 1600cc	1:01.494	0.600	0.007	108.303	10
9	25	John Downey Leastone JH004 / 1600cc	1:01.591	0.697	0.097	108.133	8
10	69	David Kelly Sheane FV02 / 1600cc	1:01.674	0.780	0.083	107.987	11
11	66	Trevor Delaney Sheane / 1600cc	1:01.893	0.999	0.219	107.605	8
12	57	Ger Byrne Sheane / 1600cc	1:01.952	1.058	0.059	107.503	4
13	5	Adam McAulay Sheane FV01 / 1600cc	1:02.053	1.159	0.101	107.328	10
14	14	Morgan McCourt Leastone / 1600cc	1:02.393	1.499	0.340	106.743	12
15	67	Damian Murphy Leastone JH002 / 1600cc	1:02.782	1.888	0.389	106.081	7
16	77	Kevin Grogan Leastone JH002 / 1600cc	1:02.824	1.930	0.042	106.010	7
17	28	Aidan Byrne Leastone / 1600cc	1:03.078	2.184	0.254	105.584	11
18	22	Donal Bolton Leastone / 1600cc	1:03.612	2.718	0.534	104.697	13
19	99	Paula Moore Leastone 04 / 1600cc	1:03.718	2.824	0.106	104.523	6
20	138	Niall McGahon Sheane / 1600cc	1:04.192	3.298	0.474	103.751	10
21	20	Patrick Cahill Sheane FV07 / 1600cc	1:04.472	3.578	0.280	103.301	6

Clerk of the Course: Ian Beatty

Orbits

Race Control: John Morris

Chief Timekeeper: Paul Grogan

[www.mylaps.com](http://www.mylaps.com)

These results are provisional until conclusion of any judicial/tech matters

Licensed to: Mondello Park Racing Circuit


**Mondello Park Sports Club Race Meeting**

Formula Vee

Mondello Park National Circuit 1.850 Km

Qualifying

10/04/2011 09:00

Qualifying (15:00 Time) started at 9:15:58

<b>(3) Robert Casey Sheane / 1600cc</b>			4	1:01.593	+0.335	9	1:02.410	+0.923	<b>(66) Trevor Delaney Sheane / 1600cc</b>		
1	1:02.034	+1.140	5	1:02.234	+0.976	10	<b>1:01.487</b>		1	1:12.081	+10.188
2	1:01.168	+0.274	6	1:01.266	+0.008	<b>(15) Ian Campbell Sheane / 1600cc</b>			2	1:05.361	+3.468
3	1:01.422	+0.528	7	<b>1:01.258</b>		1	1:03.544	+2.050	3	1:03.517	+1.624
4	1:03.682	+2.788	8	1:01.756	+0.498	2	1:03.344	+1.850	4	1:02.273	+0.380
5	1:02.338	+1.444	9	4:03.164	+3:01.906	3	1:03.154	+1.660	5	1:02.322	+0.429
6	1:01.173	+0.279	10	1:06.884	+5.626	4	1:03.619	+2.125	6	1:02.269	+0.376
7	<b>1:00.894</b>		11	1:01.481	+0.223	5	1:02.038	+0.544	7	1:02.415	+0.522
8	4:09.331	+3:08.437	12	1:01.574	+0.316	6	1:02.259	+0.765	8	<b>1:01.893</b>	
9	1:01.420	+0.526	13	1:01.914	+0.656	7	1:01.822	+0.328	9	3:44.896	+2:43.003
10	1:01.141	+0.247	14	1:01.488	+0.230	8	4:35.157	+3:33.663	10	1:07.153	+5.260
11	1:01.112	+0.218	15	1:01.800	+0.542	9	1:07.040	+5.546	11	1:03.107	+1.214
			<b>(24) David O Brien Sheane / 1600cc</b>			10	<b>1:01.494</b>		12	1:01.987	+0.094
<b>(33) Lee Newsome Sheane FV94 / 1600cc</b>			1	1:13.918	+12.596	11	1:02.403	+0.909	13	1:02.390	+0.497
1	1:08.634	+7.717	2	1:01.847	+0.525	12	1:01.601	+0.107	14	1:02.353	+0.460
2	1:01.932	+1.015	3	1:01.725	+0.403	13	1:03.323	+1.829	15	1:02.005	+0.112
3	1:01.659	+0.742	4	1:01.546	+0.224	<b>(25) John Downey Leastone JH004 / 1600cc</b>			<b>(57) Ger Byrne Sheane / 1600cc</b>		
4	1:02.911	+1.994	5	1:01.624	+0.302	1	1:11.589	+9.998	1	1:11.110	+9.158
5	1:01.370	+0.453	6	1:01.524	+0.202	2	1:03.102	+1.511	2	1:04.149	+2.197
6	1:01.182	+0.265	7	1:01.814	+0.492	3	1:04.168	+2.577	3	1:04.055	+2.103
7	1:01.198	+0.281	8	1:02.164	+0.842	4	1:02.775	+1.184	4	<b>1:01.952</b>	
8	1:01.110	+0.193	9	3:30.042	+2:28.720	5	1:01.787	+0.196	5	1:03.386	+1.434
9	3:31.960	+2:31.043	10	1:08.797	+7.475	6	1:01.780	+0.189	<b>(5) Adam McAulay Sheane FV01 / 1600cc</b>		
10	1:08.862	+7.945	11	<b>1:01.322</b>		7	1:01.735	+0.144	1	1:03.260	+1.207
11	1:24.704	+23.787	<b>(26) Paul Heavey Leastone JH004 / 1600cc</b>			8	<b>1:01.591</b>		2	1:02.777	+0.724
12	1:01.864	+0.947	1	1:02.789	+1.389	9	3:34.419	+2:32.828	3	1:02.439	+0.386
13	1:01.327	+0.410	2	1:03.280	+1.880	10	1:04.879	+3.288	4	1:02.479	+0.426
14	<b>1:00.917</b>		3	1:02.044	+0.644	11	1:02.143	+0.552	5	1:02.484	+0.431
15	1:01.025	+0.108	4	1:01.806	+0.406	12	1:02.486	+0.895	6	1:02.153	+0.100
<b>(1) Ray Moore Leastone 004 / 1600cc</b>			5	1:01.549	+0.149	13	1:02.152	+0.561	7	1:02.071	+0.018
1	1:01.953	+1.023	6	1:01.763	+0.363	14	1:01.829	+0.238	8	4:35.565	+3:33.512
2	1:01.649	+0.719	7	1:01.617	+0.217	15	1:03.211	+1.620	9	1:02.487	+0.434
3	1:00.933	+0.003	8	4:21.173	+3:19.773	<b>(69) David Kelly Sheane FV02 / 1600cc</b>			10	<b>1:02.053</b>	
4	1:01.349	+0.419	9	1:05.149	+3.749	1	1:11.115	+9.441	11	1:02.069	+0.016
5	<b>1:00.930</b>		10	<b>1:01.400</b>		2	1:17.682	+16.008	12	1:02.574	+0.521
6	1:01.177	+0.247	11	1:02.100	+0.700	3	1:02.267	+0.593	13	1:02.348	+0.295
7	1:12.594	+11.664	12	1:04.472	+3.072	4	1:02.228	+0.554	<b>(14) Morgan McCourt Leastone / 1600cc</b>		
8	5:21.095	+4:20.165	<b>(2) Daniel Polley Leastone / 1600cc</b>			5	1:02.348	+0.674	1	1:04.166	+1.773
9	1:01.558	+0.628	1	1:02.515	+1.028	6	1:02.230	+0.556	2	1:03.674	+1.281
10	1:01.545	+0.615	2	1:02.196	+0.709	7	1:01.858	+0.184	3	1:03.067	+0.674
11	1:01.274	+0.344	3	1:01.869	+0.382	8	1:02.292	+0.618	4	1:03.007	+0.614
12	1:01.168	+0.238	4	1:02.151	+0.664	9	3:50.461	+2:48.787	5	1:02.606	+0.213
<b>(4) Robbie Allen Sheane / 1600cc</b>			5	1:01.541	+0.054	10	1:10.243	+8.569	6	1:02.727	+0.334
1	1:09.097	+7.839	6	1:01.935	+0.448	11	<b>1:01.674</b>		7	1:03.397	+1.004
2	1:02.303	+1.045	7	1:01.588	+0.101	12	2:56.049	+1:54.375	8	4:40.139	+3:37.746
3	1:01.745	+0.487	8	4:46.359	+3:44.872	13	1:05.192	+3.518			

Clerk of the Course: Ian Beatty

Orbits

Race Control: John Morris

Chief Timekeeper: Paul Grogan

These results are provisional until conclusion of any judicial/tech matters

[www.mylaps.com](http://www.mylaps.com)

Licensed to: Mondello Park Racing Circuit



## Mondello Park Sports Club Race Meeting

Formula Vee

Mondello Park National Circuit 1.850 Km

Qualifying

10/04/2011 09:00

Qualifying (15:00 Time) started at 9:15:58

9	1:04.070	+1.677	3	1:25.397	+21.785
10	1:02.813	+0.420	4	1:04.509	+0.897
11	1:02.713	+0.320	5	1:03.844	+0.232
12	<b>1:02.393</b>		6	1:04.056	+0.444
13	1:03.945	+1.552	7	1:03.836	+0.224

(67) Damian Murphy Leastone JH002 / 1600cc

1	1:11.681	+8.899	10	1:04.812	+1.200
2	1:05.684	+2.902	11	1:04.225	+0.613
3	1:03.985	+1.203	12	1:06.175	+2.563
4	1:03.499	+0.717	13	<b>1:03.612</b>	

(99) Paula Moore Leastone 04 / 1600cc

1	1:02.782		1	1:14.499	+10.781
2	3:33.195	+2:30.413	2	1:05.573	+1.855
3	1:06.363	+3.581	3	1:04.851	+1.133
4	1:03.354	+0.572	4	1:04.317	+0.599
5	1:20.413	+17.631	5	1:04.126	+0.408
6	1:03.171	+0.389	6	<b>1:03.718</b>	
7	1:02.816	+0.034			

(138) Niall McGahon Sheane / 1600cc

(77) Kevin Grogan Leastone JH002 / 1600cc

1	1:04.655	+1.831	1	1:06.831	+2.639
2	1:03.731	+0.907	2	1:06.615	+2.423
3	1:03.273	+0.449	3	1:06.454	+2.262
4	8:37.415	+7:34.591	4	1:06.140	+1.948
5	1:12.431	+9.607	5	1:04.809	+0.617
6	1:03.973	+1.149	6	1:08.887	+4.695
7	<b>1:02.824</b>		7	4:07.601	+3:03.409
8	1:03.256	+0.432	8	1:06.151	+1.959
9	1:10.033	+7.209	9	1:07.421	+3.229
			10	<b>1:04.192</b>	
			11	1:05.618	+1.426

(28) Aidan Byrne Leastone / 1600cc

1	1:05.092	+2.014	1	1:16.191	+11.719
2	1:05.318	+2.240	2	1:06.896	+2.424
3	1:04.297	+1.219	3	1:04.638	+0.166
4	1:04.242	+1.164	4	1:04.984	+0.512
5	1:04.084	+1.006	5	1:04.550	+0.078
6	1:03.782	+0.704	6	<b>1:04.472</b>	
7	4:36.096	+3:33.018	7	1:04.944	+0.472
8	1:03.649	+0.571	8	3:51.727	+2:47.255
9	1:04.301	+1.223	9	1:14.112	+9.640
10	1:03.806	+0.728	10	1:06.473	+2.001
11	<b>1:03.078</b>				
12	1:03.143	+0.065			

(22) Donal Bolton Leastone / 1600cc

1	1:13.687	+10.075
2	1:07.372	+3.760

Clerk of the Course: Ian Beatty

Orbits

Race Control: John Morris

Chief Timekeeper: Paul Grogan

These results are provisional until conclusion of any judicial/tech matters

www.mylaps.com

Licensed to: Mondello Park Racing Circuit



**Mondello Park Sports Club Race Meeting**

**Sorted on Best Lap time**

ITCC

Mondello Park National Circuit 1.850 Km

Qualifying - Super Touring

10/04/2011 09:20

Qualifying (15:00 Time) started at 9:43:59

Pos	No.	Name	Best Tm	Diff	Gap	Best Speed	In Lap
1	2	Barry Rabbitt Honda CRX / 1800cc	59.432			112.061	8
2	1	Martin Tracey Ford RS500 / 2000cc	1:00.194	0.762	0.762	110.642	5
3	25	Philip Burdock Honda Civic / 2000cc	1:01.452	2.020	1.258	108.377	3
4	77	Stephen Maher BMW / 3200cc	1:01.592	2.160	0.140	108.131	9
5	26	Philip Brennan BMW E36 / 3200cc	1:03.316	3.884	1.724	105.187	5
6	6	Ciaran Timmons Honda Integra / 1800cc	1:03.560	4.128	0.244	104.783	5
7	20	Keith Campbell VW Corrado / 2000cc	1:04.698	5.266	1.138	102.940	7
8	66	Paul Cinelli Honda Civic / 2000cc	1:05.571	6.139	0.873	101.569	3



**Mondello Park Sports Club Race Meeting**


ITCC

Mondello Park National Circuit 1.850 Km

Qualifying - Super Touring

10/04/2011 09:20

Qualifying (15:00 Time) started at 9:43:59



5 **1:03.316**

(2) Barry Rabbitt Honda CRX / 1800cc

1	1:04.388	+4.956
2	1:00.699	+1.267
3	1:04.650	+5.218
4	1:09.833	+10.401
5	5:41.654	+4:42.222
6	1:02.070	+2.638
7	59.741	+0.309
8	<b>59.432</b>	

(6) Ciaran Timmons Honda Integra / 1800c

1	1:06.765	+3.205
2	1:06.633	+3.073
3	1:04.318	+0.758
4	1:03.859	+0.299
5	<b>1:03.560</b>	

(20) Keith Campbell VW Corrado / 2000cc

1	1:08.063	+3.365
2	1:04.946	+0.248
3	2:58.886	+1:54.188
4	1:04.776	+0.078
5	1:04.764	+0.066
6	1:08.322	+3.624
7	<b>1:04.698</b>	
8	1:06.254	+1.556
9	1:06.255	+1.557

(1) Martin Tracey Ford RS500 / 2000cc

1	1:03.229	+3.035
2	1:01.941	+1.747
3	1:01.169	+0.975
4	1:00.893	+0.699
5	<b>1:00.194</b>	
6	1:00.560	+0.366
7	4:34.526	+3:34.332
8	1:04.365	+4.171

(66) Paul Cinelli Honda Civic / 2000cc

1	1:08.502	+2.931
2	1:06.719	+1.148
3	<b>1:05.571</b>	
4	1:06.542	+0.971
5	1:24.080	+18.509
6	1:06.765	+1.194

(25) Philip Burdock Honda Civic / 2000cc

1	1:15.630	+14.178
2	1:03.314	+1.862
3	<b>1:01.452</b>	
4	1:01.463	+0.011
5	1:10.790	+9.338
6	1:06.817	+5.365
7	1:01.572	+0.120
8	1:28.526	+27.074

(77) Stephen Maher BMW / 3200cc

1	1:09.320	+7.728
2	1:06.474	+4.882
3	1:03.828	+2.236
4	1:03.065	+1.473
5	1:02.795	+1.203
6	1:02.700	+1.108
7	1:02.810	+1.218
8	1:02.613	+1.021
9	<b>1:01.592</b>	
10	1:12.728	+11.136
11	1:16.303	+14.711

(26) Philip Brennan BMW E36 / 3200cc

1	1:16.111	+12.795
2	1:07.081	+3.765
3	1:03.396	+0.080
4	1:03.890	+0.574

Clerk of the Course: Ian Beatty

Orbits

Race Control: John Morris

Chief Timekeeper: Paul Grogan

These results are provisional until conclusion of any judicial/tech matters

www.mylaps.com

Licensed to: Mondello Park Racing Circuit



**Mondello Park Sports Club Race Meeting**

**Sorted on Best Lap time**

ITCC

Mondello Park National Circuit 1.850 Km

Qualifying - Touring & Fiats

10/04/2011 09:40

Qualifying (15:00 Time) started at 10:01:03

Pos	No.	Name	Best Tm	Diff	Gap	Best Speed	In Lap
1	21	Gareth Hayden Honda Integra / 1800cc	1:04.502			103.253	5
2	111	Francis Kearns Honda Civic / 1800cc	1:04.626	0.124	0.124	103.054	1
3	53	David Clarke VW Golf / 1800cc	1:04.631	0.129	0.005	103.047	3
4	72	David Walsh Nissan Silvia / 1998cc	1:04.699	0.197	0.068	102.938	6
5	8	James Mannion Honda Integra / 1800cc	1:04.894	0.392	0.195	102.629	5
6	33	Danny Calnan Honda Civic / 1800cc	1:04.976	0.474	0.082	102.499	10
7	29	Eric Carroll Honda Integra / 1800cc	1:05.536	1.034	0.560	101.624	5
8	30	James Collen Peugeot 306 / 2000cc	1:05.563	1.061	0.027	101.582	5
9	69	Robert Savage Honda Integra / 1800cc	1:06.368	1.866	0.805	100.350	5
10	74	Brian Fitzpatrick Honda Civic / 1800cc	1:06.741	2.239	0.373	99.789	5
11	22	Anthony Murtagh VW Corrado / 1800cc	1:06.888	2.386	0.147	99.569	7
12	13	Tommy Holmes Honda Prelude / 2000cc	1:06.931	2.429	0.043	99.505	8
13	38	Mark Lawless Honda Prelude / 2000cc	1:07.255	2.753	0.324	99.026	7
14	12	Norman Fawcett Honda Integra / 1800cc	1:07.517	3.015	0.262	98.642	3
15	14	Mark Nangle Subaru Impreza / 2000cc	1:07.520	3.018	0.003	98.637	8
16	16	Fergal Bowes Peugeot 306 GTi / 2000cc	1:07.714	3.212	0.194	98.355	3
17	77	Barry Hallion Fiat Punto / 1400cc	1:08.489	3.987	0.775	97.242	8
18	83	John McCormack Fiat Punto / 1400cc	1:08.584	4.082	0.095	97.107	4
19	43	Cian Carey Honda Civic EK9 / 1800cc	1:09.276	4.774	0.692	96.137	9
20	11	Gary Cunningham Fiat Punto / 1400cc	1:09.295	4.793	0.019	96.111	6
21	42	Mervyn Miller Fiat Punto / 1400cc	1:09.638	5.136	0.343	95.637	6
22	4	Vicky Reilly Fiat Punto / 1400cc	1:09.965	5.463	0.327	95.190	6
23	99	Keith Rabbitt BMW Mini / 1600cc	1:10.592	6.090	0.627	94.345	4
24	39	Philip Lawless Peugeot 205 / 2000cc	1:12.309	7.807	1.717	92.105	1
25	17	Coilin Clinton Fiat Uno / 1300cc	1:12.573	8.071	0.264	91.770	7

Clerk of the Course: Ian Beatty

Orbits

Race Control: John Morris

Chief Timekeeper: Paul Grogan

www.mylaps.com

These results are provisional until conclusion of any judicial/tech matters

Licensed to: Mondello Park Racing Circuit



**Mondello Park Sports Club Race Meeting**

ITCC

Mondello Park National Circuit 1.850 Km

Qualifying - Touring & Fiats

10/04/2011 09:40

Qualifying (15:00 Time) started at 10:01:03

<u>(21) Gareth Hayden Honda Integra / 1800cc</u>			<u>(29) Eric Carroll Honda Integra / 1800cc</u>			<u>(13) Tommy Holmes Honda Prelude / 2000</u>			<u>(77) Barry Hallion Fiat Punto / 1400cc</u>		
1	1:14.983	+10.481	1	1:07.694	+2.158	1	1:25.861	+18.930	1	1:09.569	+1.080
2	1:07.795	+3.293	2	1:08.585	+3.049	2	1:11.257	+4.326	2	1:09.879	+1.390
3	1:05.952	+1.450	3	1:07.986	+2.450	3	1:10.117	+3.186	3	1:08.885	+0.396
4	1:06.171	+1.669	4	1:06.619	+1.083	4	1:07.662	+0.731	4	1:08.892	+0.403
5	<b>1:04.502</b>		5	<b>1:05.536</b>		5	3:36.510	+2:29.579	5	1:08.600	+0.111
6	1:07.377	+2.875	6	1:08.304	+2.768	6	1:07.630	+0.699	6	1:08.826	+0.337
			7	1:05.787	+0.251	7	1:07.516	+0.585	7	1:08.902	+0.413
			8	1:05.932	+0.396	8	<b>1:06.931</b>		8	<b>1:08.489</b>	
			9	1:06.056	+0.520				9	1:08.517	+0.028
			10	1:06.605	+1.069	<u>(38) Mark Lawless Honda Prelude / 2000cc</u>			10	1:09.314	+0.825
			11	1:06.237	+0.701	1	1:09.656	+2.401	11	1:15.438	+6.949
						2	1:08.474	+1.219	<u>(83) John McCormack Fiat Punto / 1400cc</u>		
<u>(111) Francis Kearns Honda Civic / 1800cc</u>			<u>(30) James Collen Peugeot 306 / 2000cc</u>			3	1:08.801	+1.546	1	1:10.217	+1.633
1	<b>1:04.626</b>		1	1:08.367	+2.804	4	1:07.724	+0.469	2	1:09.601	+1.017
2	1:04.911	+0.285	2	1:07.360	+1.797	5	1:08.056	+0.801	3	1:08.958	+0.374
3	1:07.137	+2.511	3	1:06.642	+1.079	6	1:08.023	+0.768	4	<b>1:08.584</b>	
4	1:07.974	+3.348	4	1:05.950	+0.387	7	<b>1:07.255</b>		5	1:09.979	+1.395
5	1:05.521	+0.895	5	<b>1:05.563</b>		<u>(12) Norman Fawcett Honda Integra / 1800cc</u>			6	1:08.738	+0.154
6	1:08.739	+4.113	6	1:20.703	+15.140	1	1:11.706	+4.189	7	1:14.416	+5.832
7	1:04.727	+0.101	<u>(69) Robert Savage Honda Integra / 1800cc</u>			2	1:07.583	+0.066	8	1:19.921	+11.337
			1	1:14.125	+7.757	3	<b>1:07.517</b>		9	1:18.779	+10.195
<u>(53) David Clarke VW Golf / 1800cc</u>			2	1:10.486	+4.118	4	1:07.611	+0.094	10	1:09.308	+0.724
1	1:08.438	+3.807	3	1:07.801	+1.433	5	1:07.714	+0.197	11	1:08.714	+0.130
2	1:05.313	+0.682	4	1:07.121	+0.753	6	1:08.707	+1.190	12	1:09.060	+0.476
3	<b>1:04.631</b>		5	<b>1:06.368</b>		7	1:11.825	+4.308	<u>(43) Cian Carey Honda Civic EK9 / 1800cc</u>		
4	1:05.523	+0.892	6	1:08.075	+1.707	<u>(14) Mark Nangle Subaru Impreza / 2000cc</u>			1	1:16.620	+7.344
5	1:05.596	+0.965	<u>(74) Brian Fitzpatrick Honda Civic / 1800cc</u>			1	1:13.867	+6.347	2	1:13.615	+4.339
6	1:35.001	+30.370	1	1:13.692	+6.951	2	1:08.169	+0.649	3	1:10.020	+0.744
7	3:26.049	+2:21.418	2	1:10.620	+3.879	3	1:10.505	+2.985	4	1:09.393	+0.117
8	1:05.774	+1.143	3	4:27.943	+3:21.202	4	1:08.590	+1.070	5	1:09.706	+0.430
<u>(72) David Walsh Nissan Silvia / 1998cc</u>			4	1:07.460	+0.719	5	1:09.028	+1.508	6	1:10.176	+0.900
1	1:10.665	+5.966	5	<b>1:06.741</b>		6	1:08.980	+1.460	7	1:10.260	+0.984
2	1:09.297	+4.598	6	1:07.275	+0.534	7	1:07.971	+0.451	8	1:10.139	+0.863
3	1:04.809	+0.110	7	1:06.850	+0.109	8	<b>1:07.520</b>		9	<b>1:09.276</b>	
4	1:07.104	+2.405	<u>(22) Anthony Murtagh VW Corrado / 1800cc</u>			9	1:08.399	+0.879	<u>(11) Gary Cunningham Fiat Punto / 1400cc</u>		
5	1:04.866	+0.167	<u>(16) Fergal Bowes Peugeot 306 GTi / 2000</u>			10	1:07.710	+0.190	1	1:11.241	+1.946
6	<b>1:04.699</b>								2	1:09.706	+0.411
7	1:05.896	+1.197							3	1:10.072	+0.777
8	1:05.436	+0.737									
<u>(8) James Mannion Honda Integra / 1800cc</u>											
1	1:10.420	+5.526									
2	1:07.944	+3.050									
3	1:08.245	+3.351									
4	1:06.341	+1.447									
5	<b>1:04.894</b>										
6	1:05.394	+0.500									
7	3:00.678	+1:55.784									
<u>(33) Danny Calnan Honda Civic / 1800cc</u>											
1	1:12.198	+7.222									

Clerk of the Course: Ian Beatty

Orbits

Race Control: John Morris

Chief Timekeeper: Paul Grogan

www.mylaps.com

These results are provisional until conclusion of any judicial/tech matters

Licensed to: Mondello Park Racing Circuit



**Mondello Park Sports Club Race Meeting**

ITCC

Mondello Park National Circuit 1.850 Km

Qualifying - Touring & Fiats

10/04/2011 09:40

Qualifying (15:00 Time) started at 10:01:03



4	1:09.828	+0.533	3	1:13.221	+0.912
5	1:10.525	+1.230			
6	<b>1:09.295</b>				
7	1:09.736	+0.441			
8	1:09.366	+0.071			
9	1:09.879	+0.584			
10	1:10.205	+0.910			
11	1:10.107	+0.812			
12	1:10.142	+0.847			

(17) Coilin Clinton Fiat Uno / 1300cc

1	1:14.536	+1.963
2	1:12.974	+0.401
3	1:13.622	+1.049
4	1:12.892	+0.319
5	1:13.923	+1.350
6	1:13.884	+1.311
7	<b>1:12.573</b>	

(42) Mervyn Miller Fiat Punto / 1400cc

1	1:10.555	+0.917
2	1:10.223	+0.585
3	1:10.179	+0.541
4	1:10.445	+0.807
5	1:10.301	+0.663
6	<b>1:09.638</b>	
7	1:09.813	+0.175
8	1:09.904	+0.266
9	1:09.947	+0.309
10	1:09.929	+0.291
11	1:10.047	+0.409
12	1:09.988	+0.350

(4) Vicky Reilly Fiat Punto / 1400cc

1	1:11.733	+1.768
2	1:14.856	+4.891
3	1:09.992	+0.027
4	1:10.880	+0.915
5	1:10.334	+0.369
6	<b>1:09.965</b>	
7	1:10.384	+0.419
8	1:12.130	+2.165
9	1:10.460	+0.495
10	1:10.465	+0.500
11	1:11.435	+1.470

(99) Keith Rabbitt BMW Mini / 1600cc

1	3:38.957	+2:28.365
2	1:10.751	+0.159
3	1:10.631	+0.039
4	<b>1:10.592</b>	
5	1:10.622	+0.030
6	1:10.753	+0.161
7	1:22.443	+11.851

(39) Philip Lawless Peugeot 205 / 2000cc

1	<b>1:12.309</b>	
2	4:39.356	+3:27.047

Clerk of the Course: Ian Beatty

Orbits

Race Control: John Morris

Chief Timekeeper: Paul Grogan

These results are provisional until conclusion of any judicial/tech matters

www.mylaps.com

Licensed to: Mondello Park Racing Circuit



**Mondello Park Sports Club Race Meeting**

**Sorted on Best Lap time**

Styker Sportscar Challenge

Mondello Park National Circuit 1.850 Km

Qualifying

10/04/2011 10:00

Qualifying (15:00 Time) started at 10:21:20

Pos	No.	Name	Best Tm	Diff	Gap	Best Speed	In Lap
1	90	Des Bruton Sylvia Stryker / 1800cc	1:02.275			106.945	6
2	53	Paul Yeomans Raw Stryker / 1800cc	1:02.392	0.117	0.117	106.744	13
3	88	Damien Roddy Sylvia Stryker / 1800cc	1:02.458	0.183	0.066	106.632	9
4	5	Joe Maher Raw Stryker / 1800cc	1:02.557	0.282	0.099	106.463	5
5	4	Seamus Ryan Raw Stryker / 1800cc	1:02.864	0.589	0.307	105.943	5
6	72	Cormac Galvin Sylvia Stryker / 1800cc	1:02.892	0.617	0.028	105.896	5
7	77	Alan Watkins Sylvia Stryker / 1800cc	1:02.909	0.634	0.017	105.867	3
8	82	Simon Redden Sylvia Stryker / 1800cc	1:03.108	0.833	0.199	105.533	8
9	98	Andrew Dalton Raw Stryker / 1800cc	1:03.331	1.056	0.223	105.162	11
10	3	Greg Kelly Raw Stryker / 1800cc	1:03.336	1.061	0.005	105.153	5
11	73	Stephen Ross Raw Stryker / 1800cc	1:03.348	1.073	0.012	105.134	5
12	99	Sean Wybrant Raw Stryker / 1800cc	1:04.058	1.783	0.710	103.968	14
13	8	Roger Welaratne Sylvia Stryker / 1800cc	1:04.161	1.886	0.103	103.801	4
14	26	Brian Kingston Sylvia Stryker / 1800cc	1:05.184	2.909	1.023	102.172	5
15	50	Pat Bergin Sylvia Stryker / 1800cc	1:05.630	3.355	0.446	101.478	12
16	66	Peter Auerbach Raw Stryker / 1800cc	1:07.125	4.850	1.495	99.218	8
17	69	Colm Kelly Raw Stryker / 1800cc	1:09.181	6.906	2.056	96.269	8

Clerk of the Course: Ian Beatty

Orbits

Race Control: John Morris

Chief Timekeeper: Paul Grogan

www.mylaps.com

These results are provisional until conclusion of any judicial/tech matters

Licensed to: Mondello Park Racing Circuit

Printed: 10/04/2011 10:37:51



**Mondello Park Sports Club Race Meeting**

**Styker Sportscar Challenge**

**Mondello Park National Circuit 1.850 Km**

**Qualifying**

**10/04/2011 10:00**

**Qualifying (15:00 Time) started at 10:21:20**

			6	1:04.207	+1.650	9	1:02.990	+0.081	1	1:13.907	+10.559
<b>(90) Des Bruton Sylvia Stryker / 1800cc</b>			7	1:04.236	+1.679	10	1:03.145	+0.236	2	1:06.652	+3.304
1	1:13.830	+11.555	8	1:09.810	+7.253	11	1:09.077	+6.168	3	1:03.903	+0.555
2	1:04.389	+2.114	9	1:04.066	+1.509	12	1:03.410	+0.501	4	1:04.787	+1.439
3	1:03.105	+0.830	10	1:03.524	+0.967	13	1:08.219	+5.310	5	<b>1:03.348</b>	
4	1:02.704	+0.429	11	1:03.447	+0.890				6	1:06.234	+2.886
5	1:02.698	+0.423	12	1:03.336	+0.779	<b>(82) Simon Redden Sylvia Stryker / 1800cc</b>			7	1:07.217	+3.869
6	<b>1:02.275</b>		13	1:11.040	+8.483	1	1:06.582	+3.474	8	1:04.197	+0.849
7	1:02.719	+0.444	<b>(4) Seamus Ryan Raw Stryker / 1800cc</b>			2	1:05.324	+2.216	9	1:04.722	+1.374
8	1:13.935	+11.660	1	1:03.920	+1.056	3	1:03.788	+0.680	10	1:03.678	+0.330
9	1:03.416	+1.141	2	1:03.892	+1.028	4	1:04.151	+1.043	11	1:03.679	+0.331
10	1:03.306	+1.031	3	1:03.306	+0.442	5	1:05.912	+2.804	12	1:03.901	+0.553
11	1:02.703	+0.428	4	1:03.252	+0.388	6	1:03.722	+0.614	13	1:05.232	+1.884
12	1:04.015	+1.740	5	<b>1:02.864</b>		7	1:03.865	+0.757	14	1:03.773	+0.425
13	1:11.066	+8.791	6	1:04.638	+1.774	8	<b>1:03.108</b>		<b>(99) Sean Wybrant Raw Stryker / 1800cc</b>		
<b>(53) Paul Yeomans Raw Stryker / 1800cc</b>			7	1:04.715	+1.851	<b>(98) Andrew Dalton Raw Stryker / 1800cc</b>			1	1:15.930	+11.872
1	1:12.583	+10.191	8	1:03.627	+0.763	1	1:27.828	+24.497	2	1:11.270	+7.212
2	1:03.892	+1.500	9	1:03.090	+0.226	2	1:07.042	+3.711	3	1:06.160	+2.102
3	1:03.035	+0.643	10	1:02.914	+0.050	3	1:04.727	+1.396	4	1:05.007	+0.949
4	1:02.830	+0.438	11	1:02.955	+0.091	4	1:05.857	+2.526	5	1:04.170	+0.112
5	1:02.743	+0.351	12	1:07.888	+5.024	5	1:03.716	+0.385	6	1:06.880	+2.822
6	1:02.727	+0.335	13	1:03.488	+0.624	6	1:04.906	+1.575	7	1:07.445	+3.387
7	1:02.967	+0.575	<b>(72) Cormac Galvin Sylvia Stryker / 1800cc</b>			7	1:04.997	+1.666	8	1:04.376	+0.318
8	1:02.914	+0.522	1	1:15.498	+12.606	8	1:06.354	+3.023	9	1:04.586	+0.528
9	1:02.617	+0.225	2	1:05.889	+2.997	9	1:04.639	+1.308	10	1:04.612	+0.554
10	1:04.799	+2.407	3	1:05.948	+3.056	10	1:03.489	+0.158	11	1:04.293	+0.235
11	1:02.904	+0.512	4	1:07.658	+4.766	11	<b>1:03.331</b>		12	1:04.761	+0.703
12	1:02.998	+0.606	5	<b>1:02.892</b>		12	1:03.401	+0.070	13	1:04.628	+0.570
13	<b>1:02.392</b>		6	1:02.995	+0.103	13	1:03.767	+0.436	14	<b>1:04.058</b>	
<b>(88) Damien Roddy Sylvia Stryker / 1800cc</b>			7	1:03.442	+0.550	14	1:03.702	+0.371	<b>(8) Roger Welaratne Sylvia Stryker / 1800cc</b>		
1	1:07.692	+5.234	8	1:03.526	+0.634	<b>(3) Greg Kelly Raw Stryker / 1800cc</b>			1	1:15.339	+11.178
2	1:02.736	+0.278	9	1:02.955	+0.063	1	1:14.327	+10.991	2	1:05.690	+1.529
3	2:05.469	+1:03.011	10	1:03.859	+0.967	2	1:08.880	+5.544	3	1:04.730	+0.569
4	1:49.491	+47.033	11	1:03.066	+0.174	3	1:04.563	+1.227	4	<b>1:04.161</b>	
5	1:03.171	+0.713	12	1:02.963	+0.071	4	1:04.338	+1.002	5	1:04.680	+0.519
6	1:02.781	+0.323	13	1:06.397	+3.505	5	<b>1:03.336</b>		6	1:17.016	+12.855
7	1:12.871	+10.413	14	1:07.767	+4.875	6	1:05.400	+2.064	<b>(26) Brian Kingston Sylvia Stryker / 1800cc</b>		
8	2:05.164	+1:02.706	<b>(77) Alan Watkins Sylvia Stryker / 1800cc</b>			7	1:05.183	+1.847	1	1:19.141	+13.957
9	<b>1:02.458</b>		1	1:15.543	+12.634	8	1:04.050	+0.714	2	1:07.270	+2.086
10	1:02.865	+0.407	2	1:04.134	+1.225	9	1:03.447	+0.111	3	1:05.286	+0.102
<b>(5) Joe Maher Raw Stryker / 1800cc</b>			3	<b>1:02.909</b>		10	1:07.965	+4.629	4	1:05.764	+0.580
1	1:06.481	+3.924	4	1:10.050	+7.141	11	1:03.459	+0.123	5	<b>1:05.184</b>	
2	1:03.529	+0.972	5	1:03.178	+0.269	12	1:04.625	+1.289	6	1:05.743	+0.559
3	1:03.162	+0.605	6	1:03.416	+0.507	13	1:03.482	+0.146	7	1:06.435	+1.251
4	1:02.671	+0.114	7	1:05.494	+2.585	14	1:03.629	+0.293	8	1:05.318	+0.134
5	<b>1:02.557</b>		8	1:03.515	+0.606	<b>(73) Stephen Ross Raw Stryker / 1800cc</b>			9	1:05.446	+0.262

Clerk of the Course: Ian Beatty

Orbits

Race Control: John Morris

Chief Timekeeper: Paul Grogan

www.mylaps.com

These results are provisional until conclusion of any judicial/tech matters

Licensed to: Mondello Park Racing Circuit



## Mondello Park Sports Club Race Meeting

Styker Sportscar Challenge

Mondello Park National Circuit 1.850 Km

Qualifying

10/04/2011 10:00

Qualifying (15:00 Time) started at 10:21:20

10	1:05.504	+0.320
11	1:06.397	+1.213
12	1:06.071	+0.887
13	1:05.468	+0.284
14	1:06.863	+1.679

(50) Pat Bergin Sylvia Stryker / 1800cc

1	1:21.801	+16.171
2	1:11.803	+6.173
3	1:08.244	+2.614
4	1:09.602	+3.972
5	1:06.384	+0.754
6	1:09.260	+3.630
7	1:09.177	+3.547
8	1:06.231	+0.601
9	1:06.934	+1.304
10	1:05.641	+0.011
11	1:06.035	+0.405
12	<b>1:05.630</b>	
13	1:06.145	+0.515

(66) Peter Auerbach Raw Stryker / 1800cc

1	1:19.102	+11.977
2	1:10.129	+3.004
3	1:09.459	+2.334
4	1:08.994	+1.869
5	1:07.746	+0.621
6	1:10.017	+2.892
7	1:09.757	+2.632
8	<b>1:07.125</b>	
9	1:07.993	+0.868
10	1:08.134	+1.009
11	1:08.335	+1.210
12	1:07.882	+0.757
13	1:08.625	+1.500

(69) Colm Kelly Raw Stryker / 1800cc

1	1:22.738	+13.557
2	1:10.618	+1.437
3	1:09.405	+0.224
4	1:11.678	+2.497
5	1:11.227	+2.046
6	1:10.589	+1.408
7	1:11.341	+2.160
8	<b>1:09.181</b>	
9	1:09.436	+0.255

Clerk of the Course: Ian Beatty

Orbits

Race Control: John Morris

Chief Timekeeper: Paul Grogan

These results are provisional until conclusion of any judicial/tech matters

www.mylaps.com

Licensed to: Mondello Park Racing Circuit



**Mondello Park Sports Club Race Meeting**

**Sorted on Best Lap time**

Globals GT Lights

Mondello Park National Circuit 1.850 Km

Qualifying

10/04/2011 10:20

Qualifying (15:00 Time) started at 10:42:03

Pos	No.	Name	Best Tm	Diff	Gap	Best Speed	In Lap
1	48	Alan Byrne Global GT Lights / 600cc	58.762			113.339	12
2	8	Peter Drennan Global GT Light / 600cc	59.210	0.448	0.448	112.481	11
3	69	Mark Braden Global GT Light / 600cc	59.377	0.615	0.167	112.165	5
4	128	Mark Twomey Global GT Light / 600cc	1:00.121	1.359	0.744	110.777	4
5	54	Ivor Miller Global GT Light / 600cc	1:00.194	1.432	0.073	110.642	8
6	23	Ben Conway Global GT Light / 600cc	1:00.255	1.493	0.061	110.530	7
7	63	Derek Hogan Global GT Light / 600cc	1:00.470	1.708	0.215	110.137	6
8	57	Derek Behan Global GT Light / 600cc	1:05.015	6.253	4.545	102.438	2
9	77	Pat Murphy Global GT Light / 600cc	1:06.280	7.518	1.265	100.483	6
10	194	John Murphy Global GT Light / 600cc	1:06.905	8.143	0.625	99.544	12



**Mondello Park Sports Club Race Meeting**

Globals GT Lights

Mondello Park National Circuit 1.850 Km

Qualifying

10/04/2011 10:20

Qualifying (15:00 Time) started at 10:42:03

			4	<b>1:00.121</b>		12	1:01.241	+0.771
<u>(48) Alan Byrne Global GT Lights / 600cc</u>			5	1:01.000	+0.879	13	1:01.031	+0.561
1	1:11.984	+13.222	6	1:00.286	+0.165	14	1:00.881	+0.411
2	1:00.946	+2.184	7	1:00.850	+0.729	15	1:00.920	+0.450
3	59.267	+0.505	8	1:12.887	+12.766			
4	59.058	+0.296	9	1:07.479	+7.358	<u>(57) Derek Behan Global GT Light / 600cc</u>		
5	58.841	+0.079	10	3:23.362	+2:23.241	1	1:12.213	+7.198
6	58.807	+0.045	11	1:04.807	+4.686	2	<b>1:05.015</b>	
7	59.362	+0.600	12	1:01.054	+0.933	3	12:13.677	+11:08.662
8	58.892	+0.130				4	1:06.659	+1.644
9	4:05.089	+3:06.327	<u>(54) Ivor Miller Global GT Light / 600cc</u>					
10	1:03.426	+4.664	1	1:37.633	+37.439	<u>(77) Pat Murphy Global GT Light / 600cc</u>		
11	1:02.793	+4.031	2	1:07.660	+7.466	1	1:15.145	+8.865
12	<b>58.762</b>		3	1:01.919	+1.725	2	1:07.770	+1.490
			4	1:01.567	+1.373	3	1:09.009	+2.729
<u>(8) Peter Drennan Global GT Light / 600cc</u>			5	1:00.653	+0.459	4	1:07.079	+0.799
1	1:12.128	+12.918	6	1:00.567	+0.373	5	1:06.369	+0.089
2	1:00.604	+1.394	7	1:00.478	+0.284	6	<b>1:06.280</b>	
3	1:00.465	+1.255	8	<b>1:00.194</b>		7	1:06.437	+0.157
4	1:00.063	+0.853	9	1:01.201	+1.007	8	1:06.894	+0.614
5	59.593	+0.383	10	1:01.480	+1.286	9	1:07.376	+1.096
6	59.462	+0.252	11	1:00.950	+0.756			
7	59.301	+0.091	12	1:00.772	+0.578	<u>(194) John Murphy Global GT Light / 600cc</u>		
8	59.262	+0.052	13	1:00.664	+0.470	1	1:19.156	+12.251
9	59.258	+0.048	14	1:01.052	+0.858	2	1:09.930	+3.025
10	59.700	+0.490				3	1:09.279	+2.374
11	<b>59.210</b>		<u>(23) Ben Conway Global GT Light / 600cc</u>			4	1:08.880	+1.975
12	59.421	+0.211	1	1:05.454	+5.199	5	1:08.562	+1.657
			2	1:04.870	+4.615	6	1:09.301	+2.396
<u>(69) Mark Braden Global GT Light / 600cc</u>			3	1:02.723	+2.468	7	1:10.874	+3.969
1	1:10.456	+11.079	4	1:02.481	+2.226	8	1:09.720	+2.815
2	1:01.353	+1.976	5	1:00.991	+0.736	9	1:09.816	+2.911
3	1:00.173	+0.796	6	1:00.369	+0.114	10	1:08.542	+1.637
4	59.421	+0.044	7	<b>1:00.255</b>		11	1:09.061	+2.156
5	<b>59.377</b>		8	1:00.390	+0.135	12	<b>1:06.905</b>	
6	1:00.578	+1.201	9	1:00.981	+0.726	13	1:08.526	+1.621
7	59.609	+0.232						
8	59.746	+0.369	<u>(63) Derek Hogan Global GT Light / 600cc</u>					
9	1:00.017	+0.640	1	1:11.680	+11.210			
10	59.882	+0.505	2	1:02.414	+1.944			
11	1:02.494	+3.117	3	1:01.460	+0.990			
12	1:02.345	+2.968	4	1:00.915	+0.445			
13	1:01.091	+1.714	5	1:01.148	+0.678			
14	1:01.158	+1.781	6	<b>1:00.470</b>				
			7	1:01.896	+1.426			
<u>(128) Mark Twomey Global GT Light / 600cc</u>			8	1:01.566	+1.096			
1	1:17.071	+16.950	9	1:01.131	+0.661			
2	1:03.259	+3.138	10	1:06.304	+5.834			
3	1:01.240	+1.119	11	1:02.176	+1.706			

Clerk of the Course: Ian Beatty

Orbits

Race Control: John Morris

Chief Timekeeper: Paul Grogan

These results are provisional until conclusion of any judicial/tech matters

www.mylaps.com

Licensed to: Mondello Park Racing Circuit


**Mondello Park Sports Club Race Meeting**
**Sorted on Best Lap time**

Formula Libre

Mondello Park National Circuit 1.850 Km

Qualifying

10/04/2011 10:40

Qualifying (15:00 Time) started at 11:00:02

Pos	No.	Name	Best Tm	Diff	Gap	Best Speed	In Lap
1	1	Dan Daly Reynard F3000 / 3800cc	52.159			127.686	2
2	31	Sylvie Mullins TBA	52.254	0.095	0.095	127.454	10
3	50	Eugene Heary Reynard 97 D / 3600cc	53.297	1.138	1.043	124.960	10
4	2	Donal Griffin Raynard 90D / 5000cc	54.048	1.889	0.751	123.224	4
5	6	Stephen Daly Formula Renault / 2000cc	54.117	1.958	0.069	123.067	15
6	39	Peter Dwyer Dallara F399 / 2000cc	54.320	2.161	0.203	122.607	9
7	19	Eugene Heary Snr Reynard 93D / 4000cc	54.548	2.389	0.228	122.094	11
8	51	Eamon Matheson Mission T5 / 1300cc	54.862	2.703	0.314	121.396	11
9	20	John Daly Lola / 3800cc	55.215	3.056	0.353	120.619	13
10	11	Gary Graham Formula Ireland / 2000cc	56.067	3.908	0.852	118.786	7
11	12	Martin Daly Formula Renault / 2000cc	56.203	4.044	0.136	118.499	4
12	16	Fergus Flaherty Formula Renault / 2000cc	57.477	5.318	1.274	115.872	14
13	64	Philip Shields Formula Master / 2000cc	58.085	5.926	0.608	114.660	9
14	120	Jim Larkin Radical PR6 / 1500cc	58.169	6.010	0.084	114.494	14
15	44	Ivor Greenwood Radical Prosport / 1400cc	59.283	7.124	1.114	112.342	2
16	21	Stanley Watson Formula Ireland / 2000cc	59.487	7.328	0.204	111.957	6

Clerk of the Course: Ian Beatty

Orbits

Race Control: John Morris

Chief Timekeeper: Paul Grogan

[www.mylaps.com](http://www.mylaps.com)

These results are provisional until conclusion of any judicial/tech matters

Licensed to: Mondello Park Racing Circuit

Printed: 10/04/2011 11:17:10





## Mondello Park Sports Club Race Meeting

Formula Libre

Mondello Park National Circuit 1.850 Km

Qualifying

10/04/2011 10:40

Qualifying (15:00 Time) started at 11:00:02

12	59.284	+1.115
13	58.651	+0.482
14	<b>58.169</b>	

(44) Ivor Greenwood Radical Prosport / 14

1	1:13.253	+13.970
2	<b>59.283</b>	

(21) Stanley Watson Formula Ireland / 200

1	1:08.899	+9.412
2	1:02.850	+3.363
3	1:01.824	+2.337
4	1:02.818	+3.331
5	1:00.348	+0.861
6	<b>59.487</b>	
7	59.793	+0.306
8	1:00.725	+1.238



**Mondello Park Sports Club Race Meeting**

**Sorted on Laps**

ITCC

Mondello Park National Circuit 1.850 Km

Race 1 - Touring & Fiats

10/04/2011 11:00

Race (12:00 Time) started at 11:51:43

Pos	No.	Name	Laps	Diff	Gap	Total Tm	Best Tm	In Lap	Best Speed
<b>2011 FIAT PUNTO CHALLENGE</b>									
1	77	Barry Hallion Fiat Punto / 1400cc	11			13:04.409	1:08.447	6	97.302
2	83	John McCormack Fiat Punto / 1400cc	11	0.241	0.241	13:04.650	1:08.717	5	96.919
3	11	Gary Cunningham Fiat Punto / 1400cc	11	10.573	10.332	13:14.982	1:09.369	3	96.008
4	42	Mervyn Miller Fiat Punto / 1400cc	11	22.145	11.572	13:26.554	1:10.351	5	94.668
5	4	Vicky Reilly Fiat Punto / 1400cc	11	32.362	10.217	13:36.771	1:11.056	4	93.729
<b>2011 FIAT UNO CHALLENGE</b>									
1	17	Coilin Clinton Fiat Uno / 1300cc	11			13:44.886	1:11.622	3	92.988
<b>2011 ITCC - TOURING</b>									
1	21	Gareth Hayden Honda Integra / 1800cc	12			12:58.859	1:04.009	6	104.048
2	72	David Walsh Nissan Silvia / 1998cc	12	2.253	2.253	13:01.112	1:04.027	8	104.019
3	53	David Clarke VW Golf / 1800cc	12	8.160	5.907	13:07.019	1:03.756	6	104.461
4	8	James Mannion Honda Integra / 1800cc	12	13.950	5.790	13:12.809	1:05.154	3	102.219
5	16	Fergal Bowes Peugeot 306 GTi / 2000cc	12	21.500	7.550	13:20.359	1:05.019	7	102.432
6	74	Brian Fitzpatrick Honda Civic / 1800cc	12	25.142	3.642	13:24.001	1:05.834	6	101.164
7	69	Robert Savage Honda Integra / 1800cc	12	25.755	0.613	13:24.614	1:04.503	7	103.251
8	14	Mark Nangle Subaru Impreza / 2000cc	12	28.534	2.779	13:27.393	1:04.793	9	102.789
9	22	Anthony Murtagh VW Corrado / 1800cc	12	29.990	1.456	13:28.849	1:05.365	7	101.889
10	13	Tommy Holmes Honda Prelude / 2000cc	12	36.550	6.560	13:35.409	1:05.488	5	101.698
11	33	Danny Calnan Honda Civic / 1800cc	12	56.581	20.031	13:55.440	1:05.861	5	101.122
12	39	Philip Lawless Peugeot 205 / 2000cc	11	1 Lap	1 Lap	13:47.356	1:12.295	6	92.123
13	43	Cian Carey Honda Civic EK9 / 1800cc	9	3 Laps	2 Laps	13:12.257	1:10.375	9	94.636
Not classified									
DNF	30	James Collen Peugeot 306 / 2000cc	11	DNF		12:06.521	1:04.575	10	103.136
DNF	12	Norman Fawcett Honda Integra / 1800cc	11	DNF		12:12.832	1:05.134	7	102.251
DNF	38	Mark Lawless Honda Prelude / 2000cc	7	DNF		8:00.731	1:06.814	5	99.680
DNF	29	Eric Carroll Honda Integra / 1800cc	1	DNF		1:14.585	1:12.520	1	91.837
DNF	99	Keith Rabbitt BMW Mini / 1600cc		DNF		4.680		0	-
DNS	111	Francis Kearns Honda Civic / 1800cc		DNS				0	-

Margin of Victory	Avg. Speed	Best Lap Tm	Best Speed	Best Lap by
2.253	102.612	1:03.756	104.461	53 - David Clarke VW Golf / 1800cc

Clerk of the Course: Ian Beatty

Orbits

Race Control: John Morris

Chief Timekeeper: Paul Grogan

www.mylaps.com

These results are provisional until conclusion of any judicial/tech matters

Licensed to: Mondello Park Racing Circuit

Printed: 10/04/2011 14:11:04





**Mondello Park Sports Club Race Meeting**

ITCC

Mondello Park National Circuit 1.850 Km

Race 1 - Touring & Fiats

10/04/2011 11:00

Race (12:00 Time) started at 11:51:43



2	1:11.623	+1.272			
3	1:10.956	+0.605	(43) Cian Carey Honda Civic EK9 / 1800cc		
4	1:10.758	+0.407	1	1:15.436	+5.061
5	<b>1:10.351</b>		2	1:11.994	+1.619
6	1:11.210	+0.859	3	1:11.161	+0.786
7	1:10.622	+0.271	4	1:10.654	+0.279
8	1:11.334	+0.983	5	1:11.759	+1.384
9	1:12.144	+1.793	6	1:11.263	+0.888
10	1:11.161	+0.810	7	1:11.338	+0.963
11	1:11.604	+1.253	8	3:33.744	+2:23.369
			9	<b>1:10.375</b>	

(4) Vicky Reilly Fiat Punto / 1400cc

1	1:13.120	+2.064	(30) James Collen Peugeot 306 / 2000cc		
2	1:14.090	+3.034	1	1:08.975	+4.400
3	1:11.161	+0.105	2	1:05.972	+1.397
4	<b>1:11.056</b>		3	1:05.028	+0.453
5	1:11.169	+0.113	4	1:05.436	+0.861
6	1:11.243	+0.187	5	1:05.118	+0.543
7	1:11.845	+0.789	6	1:05.313	+0.738
8	1:11.212	+0.156	7	1:08.383	+3.808
9	1:12.118	+1.062	8	1:05.490	+0.915
10	1:13.915	+2.859	9	1:04.993	+0.418
11	1:13.873	+2.817	10	<b>1:04.575</b>	
			11	1:05.133	+0.558

(17) Coliin Clinton Fiat Uno / 1300cc

1	1:14.060	+2.438	(12) Norman Fawcett Honda Integra / 1800cc		
2	1:13.144	+1.522	1	1:09.700	+4.566
3	<b>1:11.622</b>		2	1:06.418	+1.284
4	1:11.767	+0.145	3	1:05.459	+0.325
5	1:13.128	+1.506	4	1:06.107	+0.973
6	1:12.653	+1.031	5	1:06.673	+1.539
7	1:12.887	+1.265	6	1:05.242	+0.108
8	1:13.647	+2.025	7	<b>1:05.134</b>	
9	1:14.155	+2.533	8	1:06.052	+0.918
10	1:12.075	+0.453	9	1:05.895	+0.761
11	1:12.860	+1.238	10	1:06.655	+1.521
			11	1:06.068	+0.934

(39) Philip Lawless Peugeot 205 / 2000cc

1	1:14.631	+2.336	(38) Mark Lawless Honda Prelude / 2000cc		
2	1:15.528	+3.233	1	1:13.389	+6.575
3	1:12.658	+0.363	2	1:07.659	+0.845
4	1:12.379	+0.084	3	1:07.510	+0.696
5	1:15.823	+3.528	4	1:06.829	+0.015
6	<b>1:12.295</b>		5	<b>1:06.814</b>	
7	1:12.772	+0.477	6	1:06.838	+0.024
8	1:17.494	+5.199	7	1:07.900	+1.086
9	1:18.896	+6.601			
10	1:14.723	+2.428	(29) Eric Carroll Honda Integra / 1800cc		
11	1:14.969	+2.674	1	<b>1:12.520</b>	

Clerk of the Course: Ian Beatty

Orbits

Race Control: John Morris

Chief Timekeeper: Paul Grogan

These results are provisional until conclusion of any judicial/tech matters

www.mylaps.com

Licensed to: Mondello Park Racing Circuit



**Mondello Park Sports Club Race Meeting**

**Sorted on Laps**

Styker Sportscar Challenge

Mondello Park National Circuit 1.850 Km

Race 1

10/04/2011 11:25

Race (12:00 Time) started at 12:18:48

Pos	No.	Name	Laps	Diff	Gap	Total Tm	Best Tm	In Lap	Best Speed
1	88	Damien Roddy Sylvia Stryker / 1800cc	12			12:38.638	1:02.285	7	106.928
2	90	Des Bruton Sylvia Stryker / 1800cc	12	0.433	0.433	12:39.071	1:02.557	9	106.463
3	53	Paul Yeomans Raw Stryker / 1800cc	12	1.020	0.587	12:39.658	1:02.744	10	106.146
4	77	Alan Watkins Sylvia Stryker / 1800cc	12	4.912	3.892	12:43.550	1:02.912	9	105.862
5	4	Seamus Ryan Raw Stryker / 1800cc	12	5.065	0.153	12:43.703	1:02.612	11	106.369
6	5	Joe Maher Raw Stryker / 1800cc	12	5.684	0.619	12:44.322	1:02.484	7	106.587
7	73	Stephen Ross Raw Stryker / 1800cc	12	5.924	0.240	12:44.562	1:02.666	6	106.278
8	3	Greg Kelly Raw Stryker / 1800cc	12	6.597	0.673	12:45.235	1:02.435	8	106.671
9	98	Andrew Dalton Raw Stryker / 1800cc	12	7.069	0.472	12:45.707	1:02.383	10	106.760
10	8	Roger Welaratne Sylvia Stryker / 1800cc	12	25.679	18.610	13:04.317	1:04.181	2	103.769
11	99	Sean Wybrant Raw Stryker / 1800cc	12	26.340	0.661	13:04.978	1:03.411	11	105.029
12	50	Pat Bergin Sylvia Stryker / 1800cc	12	34.653	8.313	13:13.291	1:04.100	6	103.900
13	26	Brian Kingston Sylvia Stryker / 1800cc	12	34.722	0.069	13:13.360	1:04.680	4	102.968
14	66	Peter Auerbach Raw Stryker / 1800cc	12	1:01.081	26.359	13:39.719	1:07.086	5	99.276
15	69	Colm Kelly Raw Stryker / 1800cc	11	1 Lap	1 Lap	12:55.379	1:08.099	5	97.799
Not classified									
DNF	72	Cormac Galvin Sylvia Stryker / 1800cc	8	DNF		8:49.270	1:03.170	5	105.430
DNS	82	Simon Redden Sylvia Stryker / 1800cc		DNS				0	-

Margin of Victory	Avg. Speed	Best Lap Tm	Best Speed	Best Lap by
0.433	105.347	1:02.285	106.928	88 - Damien Roddy Sylvia Stryke

Clerk of the Course: Ian Beatty

Orbits

Race Control: John Morris

Chief Timekeeper: Paul Grogan

www.mylaps.com

These results are provisional until conclusion of any judicial/tech matters

Licensed to: Mondello Park Racing Circuit

Printed: 10/04/2011 12:37:31



# Mondello Park Sports Club Race Meeting

Styker Sportscar Challenge

Mondello Park National Circuit 1.850 Km

Race 1

10/04/2011 11:25

Race (12:00 Time) started at 12:18:48

<u>(88) Damien Roddy Sylvia Stryker / 1800cc</u>			<u>(4) Seamus Ryan Raw Stryker / 1800cc</u>			<u>(3) Greg Kelly Raw Stryker / 1800cc</u>			<u>(50) Pat Bergin Sylvia Stryker / 1800cc</u>		
1	1:06.624	+4.339	8	1:03.417	+0.505	1	1:08.871	+6.436	8	1:05.419	+2.008
2	1:03.460	+1.175	9	<b>1:02.912</b>		2	1:03.747	+1.312	9	1:04.094	+0.683
3	1:02.779	+0.494	10	1:03.303	+0.391	3	1:03.287	+0.852	10	1:03.657	+0.246
4	1:03.040	+0.755	11	1:03.026	+0.114	4	1:03.135	+0.700	11	<b>1:03.411</b>	
5	1:02.751	+0.466	12	1:03.227	+0.315	5	1:02.808	+0.373	12	1:04.652	+1.241
6	1:02.874	+0.589				6	1:02.892	+0.457			
7	<b>1:02.285</b>					7	1:03.839	+1.404			
8	1:03.153	+0.868				8	<b>1:02.435</b>				
9	1:02.502	+0.217				9	1:02.860	+0.425			
10	1:02.813	+0.528				10	1:02.952	+0.517			
11	1:02.908	+0.623				11	1:03.066	+0.631			
12	1:02.705	+0.420				12	1:02.678	+0.243			
<u>(90) Des Bruton Sylvia Stryker / 1800cc</u>			<u>(5) Joe Maher Raw Stryker / 1800cc</u>			<u>(98) Andrew Dalton Raw Stryker / 1800cc</u>			<u>(26) Brian Kingston Sylvia Stryker / 1800cc</u>		
1	1:06.984	+4.427	8	1:02.671	+0.059	1	1:09.503	+7.120	8	1:05.237	+1.137
2	1:03.045	+0.488	9	1:02.842	+0.230	2	1:03.743	+1.360	9	1:06.479	+2.379
3	1:03.264	+0.707	10	1:02.872	+0.260	3	1:03.737	+1.354	10	1:06.421	+2.321
4	1:02.908	+0.351	11	1:02.640	+0.028	4	1:03.737	+1.354	11	1:04.904	+0.804
5	1:02.739	+0.182	12	<b>1:02.612</b>		5	1:02.849	+0.466	12	1:05.437	+1.337
6	1:02.591	+0.034				6	1:02.867	+0.484	1	1:05.916	+1.816
7	1:02.828	+0.271				7	1:02.911	+0.528	6	<b>1:04.100</b>	
8	1:03.777	+1.220				8	1:03.833	+1.450	7	1:05.237	+1.137
9	<b>1:02.557</b>					9	1:03.360	+0.977	8	1:06.479	+2.379
10	1:02.622	+0.065				10	1:02.909	+0.526	9	1:06.421	+2.321
11	1:02.757	+0.200				11	<b>1:02.383</b>		10	1:04.904	+0.804
12	1:02.999	+0.442				12	1:02.848	+0.465	11	1:05.437	+1.337
									12	1:06.218	+2.118
<u>(53) Paul Yeomans Raw Stryker / 1800cc</u>			<u>(73) Stephen Ross Raw Stryker / 1800cc</u>			<u>(8) Roger Welaratne Sylvia Stryker / 1800cc</u>			<u>(66) Peter Auerbach Raw Stryker / 1800cc</u>		
1	1:07.115	+4.371	8	1:02.484		1	1:08.714	+4.533	8	1:05.698	+1.018
2	1:03.265	+0.521	9	1:03.465	+0.981	2	<b>1:04.181</b>		9	1:05.980	+1.300
3	1:03.019	+0.275	10	1:04.078	+1.594	3	1:04.289	+0.108	10	1:06.865	+2.185
4	1:02.817	+0.073	11	1:03.097	+0.613	4	1:04.390	+0.209	11	1:05.489	+0.809
5	1:02.944	+0.200	12	1:02.838	+0.354	5	1:04.390	+0.209	12	1:05.323	+0.643
6	1:02.937	+0.193				6	1:05.338	+1.157	1	1:06.627	+1.947
7	1:02.765	+0.021				7	1:04.668	+0.487			
8	1:03.046	+0.302				8	1:05.083	+0.902			
9	1:02.746	+0.002				9	1:04.528	+0.347			
10	<b>1:02.744</b>					10	1:05.001	+0.820			
11	1:02.756	+0.012				11	1:05.380	+1.199			
12	1:02.917	+0.173				12	1:04.719	+0.538			
<u>(77) Alan Watkins Sylvia Stryker / 1800cc</u>			<u>(99) Sean Wybrant Raw Stryker / 1800cc</u>								
1	1:06.709	+3.797	7	1:02.764	+0.098	1	1:09.672	+6.261	7	1:07.088	+0.002
2	1:03.291	+0.379	8	<b>1:02.666</b>		2	1:04.650	+1.239	8	1:07.088	+0.002
3	1:03.221	+0.309	9	1:02.801	+0.135	3	1:04.820	+1.409	9	1:07.227	+0.141
4	1:03.204	+0.292	10	1:02.686	+0.020	4	1:05.020	+1.609	10	1:07.227	+0.141
5	1:02.926	+0.014	11	1:03.584	+0.918	5	1:04.439	+0.258	11	1:07.379	+0.293
			12	1:03.138	+0.472				12	1:07.379	+0.293

Clerk of the Course: Ian Beatty Orbits

Race Control: John Morris www.mylaps.com

Chief Timekeeper: Paul Grogan Licensed to: Mondello Park Racing Circuit

These results are provisional until conclusion of any judicial/tech matters Page 2 of 2

Printed: 10/04/2011 12:38:11



## Mondello Park Sports Club Race Meeting

Styker Sportscar Challenge

Mondello Park National Circuit 1.850 Km

Race 1

10/04/2011 11:25

Race (12:00 Time) started at 12:18:48

(69) Colm Kelly Raw Stryker / 1800cc

1	1:12.125	+4.026
2	1:09.175	+1.076
3	1:09.917	+1.818
4	1:09.525	+1.426
5	<b>1:08.099</b>	
6	1:08.700	+0.601
7	1:09.203	+1.104
8	1:09.331	+1.232
9	1:08.310	+0.211
10	1:13.676	+5.577
11	1:11.493	+3.394

(72) Cormac Galvin Sylvia Stryker / 1800cc

1	1:09.183	+6.013
2	1:04.082	+0.912
3	1:12.683	+9.513
4	1:03.448	+0.278
5	<b>1:03.170</b>	
6	1:03.940	+0.770
7	1:05.232	+2.062
8	1:06.076	+2.906



## Mondello Park Sports Club Race Meeting

Sorted on Laps

ITCC

Mondello Park National Circuit 1.850 Km

Race 1 - Super Touring

10/04/2011 11:50

Race (12:00 Time) started at 12:37:40

Pos	No.	Name	Laps	Diff	Gap	Total Tm	Best Tm	In Lap	Best Speed
1	2	Barry Rabbitt Honda CRX / 1800cc	12			12:15.141	1:00.117	8	110.784
2	1	Martin Tracey Ford RS500 / 2000cc	12	7.766	7.766	12:22.907	1:00.318	6	110.415
3	25	Philip Burdock Honda Civic / 2000cc	12	15.432	7.666	12:30.573	1:00.898	7	109.363
4	77	Stephen Maher BMW / 3200cc	12	22.525	7.093	12:37.666	1:02.162	3	107.139
5	6	Ciaran Timmons Honda Integra / 1800cc	12	37.686	15.161	12:52.827	1:03.584	3	104.743
6	26	Philip Brennan BMW E36 / 3200cc	12	37.878	0.192	12:53.019	1:03.387	4	105.069
7	20	Keith Campbell VW Corrado / 2000cc	12	47.126	9.248	13:02.267	1:04.289	6	103.595
Not classified									
DNF	66	Paul Cinelli Honda Civic / 2000cc	8	DNF		9:05.111	1:05.759	2	101.279

Margin of Victory	Avg. Speed	Best Lap Tm	Best Speed	Best Lap by
7.766	108.714	1:00.117	110.784	2 - Barry Rabbitt Honda CRX / 1800cc

Clerk of the Course: Ian Beatty

Orbits

Race Control: John Morris

Chief Timekeeper: Paul Grogan

www.mylaps.com

These results are provisional until conclusion of any judicial/tech matters

Licensed to: Mondello Park Racing Circuit

Printed: 10/04/2011 12:57:31



**Mondello Park Sports Club Race Meeting**

ITCC

Mondello Park National Circuit 1.850 Km

Race 1 - Super Touring

10/04/2011 11:50

Race (12:00 Time) started at 12:37:40

			6	1:02.187	+0.025			
<u>(2) Barry Rabbitt Honda CRX / 1800cc</u>			7	1:02.637	+0.475	<u>(66) Paul Cinelli Honda Civic / 2000cc</u>		
1	1:04.354	+4.237	8	1:02.904	+0.742	1	1:08.214	+2.455
2	1:01.089	+0.972	9	1:03.001	+0.839	2	<b>1:05.759</b>	
3	1:01.409	+1.292	10	1:03.183	+1.021	3	1:06.117	+0.358
4	1:01.463	+1.346	11	1:02.943	+0.781	4	1:06.272	+0.513
5	1:01.146	+1.029	12	1:03.393	+1.231	5	1:06.358	+0.599
6	1:00.715	+0.598	<u>(6) Ciaran Timmons Honda Integra / 1800cc</u>			6	1:06.673	+0.914
7	1:00.410	+0.293	1	1:07.264	+3.680	7	1:08.124	+2.365
8	<b>1:00.117</b>		2	1:04.299	+0.715	8	1:14.882	+9.123
9	1:00.563	+0.446	3	<b>1:03.584</b>				
10	1:00.544	+0.427	4	1:03.933	+0.349			
11	1:00.204	+0.087	5	1:03.762	+0.178			
12	1:03.127	+3.010	6	1:04.680	+1.096			
<u>(1) Martin Tracey Ford RS500 / 2000cc</u>			7	1:03.686	+0.102			
1	1:04.919	+4.601	8	1:03.957	+0.373			
2	1:01.301	+0.983	9	1:03.860	+0.276			
3	1:01.452	+1.134	10	1:04.448	+0.864			
4	1:01.493	+1.175	11	1:03.837	+0.253			
5	1:00.906	+0.588	12	1:03.787	+0.203			
6	<b>1:00.318</b>		<u>(26) Philip Brennan BMW E36 / 3200cc</u>					
7	1:00.432	+0.114	1	1:07.238	+3.851			
8	1:00.684	+0.366	2	1:05.016	+1.629			
9	1:01.081	+0.763	3	1:03.597	+0.210			
10	1:00.550	+0.232	4	<b>1:03.387</b>				
11	1:01.734	+1.416	5	1:03.842	+0.455			
12	1:02.508	+2.190	6	1:04.510	+1.123			
<u>(25) Philip Burdock Honda Civic / 2000cc</u>			7	1:03.747	+0.360			
1	1:05.321	+4.423	8	1:03.901	+0.514			
2	1:01.721	+0.823	9	1:04.056	+0.669			
3	1:01.797	+0.899	10	1:04.441	+1.054			
4	1:01.462	+0.564	11	1:03.823	+0.436			
5	1:01.587	+0.689	12	1:03.728	+0.341			
6	1:01.569	+0.671	<u>(20) Keith Campbell VW Corrado / 2000cc</u>					
7	<b>1:00.898</b>		1	1:08.101	+3.812			
8	1:01.373	+0.475	2	1:05.214	+0.925			
9	1:01.537	+0.639	3	1:04.955	+0.666			
10	1:02.132	+1.234	4	1:04.471	+0.182			
11	1:05.010	+4.112	5	1:04.586	+0.297			
12	1:05.413	+4.515	6	<b>1:04.289</b>				
<u>(77) Stephen Maher BMW / 3200cc</u>			7	1:04.602	+0.313			
1	1:06.333	+4.171	8	1:04.899	+0.610			
2	1:02.456	+0.294	9	1:04.894	+0.605			
3	<b>1:02.162</b>		10	1:04.830	+0.541			
4	1:02.474	+0.312	11	1:04.467	+0.178			
5	1:02.714	+0.552	12	1:04.883	+0.594			

Clerk of the Course: Ian Beatty

Orbits

Race Control: John Morris

Chief Timekeeper: Paul Grogan

These results are provisional until conclusion of any judicial/tech matters

www.mylaps.com

Licensed to: Mondello Park Racing Circuit



**Mondello Park Sports Club Race Meeting**

**Sorted on Laps**

Globals GT Lights

Mondello Park National Circuit 1.850 Km

Race 1

10/04/2011 12:15

Race (12:00 Time) started at 12:54:46

Pos	No.	Name	Laps	Diff	Gap	Total Tm	Best Tm	In Lap	Best Speed
1	48	Alan Byrne Global GT Lights / 600cc	13			12:56.929	58.748	11	113.366
2	8	Peter Drennan Global GT Light / 600cc	13	0.269	0.269	12:57.198	58.721	12	113.418
3	69	Mark Braden Global GT Light / 600cc	13	2.397	2.128	12:59.326	59.057	13	112.772
4	54	Ivor Miller Global GT Light / 600cc	13	15.151	12.754	13:12.080	59.719	7	111.522
5	63	Derek Hogan Global GT Light / 600cc	13	31.638	16.487	13:28.567	59.897	5	111.191
6	77	Pat Murphy Global GT Light / 600cc	12	1 Lap	1 Lap	13:04.608	1:03.508	10	104.869
7	194	John Murphy Global GT Light / 600cc	12	1 Lap	42.763	13:47.371	1:07.049	5	99.330
Not classified									
DNF	128	Mark Twomey Global GT Light / 600cc	10	DNF		10:08.362	59.903	4	111.180
DNF	23	Ben Conway Global GT Light / 600cc	9	DNF		9:07.530	59.639	8	111.672
DNF	57	Derek Behan Global GT Light / 600cc	2	DNF		2:09.508	1:03.718	2	104.523

Margin of Victory	Avg. Speed	Best Lap Tm	Best Speed	Best Lap by
0.269	111.439	58.721	113.418	8 - Peter Drennan Global GT Light

Clerk of the Course: Ian Beatty

Orbits

Race Control: John Morris

Chief Timekeeper: Paul Grogan

www.mylaps.com

These results are provisional until conclusion of any judicial/tech matters

Licensed to: Mondello Park Racing Circuit

Printed: 10/04/2011 13:13:04



**Mondello Park Sports Club Race Meeting**

Globals GT Lights

Mondello Park National Circuit 1.850 Km

Race 1

10/04/2011 12:15

Race (12:00 Time) started at 12:54:46

			3	1:00.194	+0.475	8	1:14.577	+7.528
<u>(48) Alan Byrne Global GT Lights / 600cc</u>			4	1:00.815	+1.096	9	1:08.358	+1.309
1	1:01.887	+3.139	5	1:00.251	+0.532	10	1:10.339	+3.290
2	1:00.826	+2.078	6	1:00.563	+0.844	11	1:08.000	+0.951
3	59.795	+1.047	7	<b>59.719</b>		12	1:08.128	+1.079
4	59.398	+0.650	8	59.980	+0.261			
5	59.312	+0.564	9	1:00.101	+0.382	<u>(128) Mark Twomey Global GT Light / 600cc</u>		
6	59.115	+0.367	10	1:00.192	+0.473	1	1:02.351	+2.448
7	1:00.248	+1.500	11	1:00.965	+1.246	2	1:01.090	+1.187
8	1:00.237	+1.489	12	1:01.000	+1.281	3	59.906	+0.003
9	1:00.339	+1.591	13	1:01.027	+1.308	4	<b>59.903</b>	
10	59.210	+0.462				5	1:00.007	+0.104
11	<b>58.748</b>		<u>(63) Derek Hogan Global GT Light / 600cc</u>			6	1:00.085	+0.182
12	58.891	+0.143	1	1:04.532	+4.635	7	1:00.307	+0.404
13	58.891	+0.143	2	1:00.769	+0.872	8	1:00.238	+0.335
			3	1:00.670	+0.773	9	1:00.724	+0.821
<u>(8) Peter Drennan Global GT Light / 600cc</u>			4	1:00.050	+0.153	10	1:03.430	+3.527
1	1:02.479	+3.758	5	<b>59.897</b>				
2	1:00.681	+1.960	6	1:13.211	+13.314	<u>(23) Ben Conway Global GT Light / 600cc</u>		
3	59.595	+0.874	7	1:00.915	+1.018	1	1:03.752	+4.113
4	59.808	+1.087	8	1:00.892	+0.995	2	1:01.409	+1.770
5	59.007	+0.286	9	1:01.698	+1.801	3	1:00.955	+1.316
6	59.747	+1.026	10	1:01.621	+1.724	4	1:00.906	+1.267
7	1:00.122	+1.401	11	1:01.384	+1.487	5	1:00.187	+0.548
8	59.402	+0.681	12	1:01.085	+1.188	6	1:00.130	+0.491
9	59.900	+1.179	13	1:00.872	+0.975	7	59.844	+0.205
10	59.665	+0.944				8	<b>59.639</b>	
11	59.270	+0.549	<u>(77) Pat Murphy Global GT Light / 600cc</u>			9	1:00.131	+0.492
12	<b>58.721</b>		1	1:15.162	+11.654			
13	58.801	+0.080	2	1:05.613	+2.105	<u>(57) Derek Behan Global GT Light / 600cc</u>		
			3	1:04.643	+1.135	1	1:04.786	+1.068
<u>(69) Mark Braden Global GT Light / 600cc</u>			4	1:04.899	+1.391	2	<b>1:03.718</b>	
1	1:01.924	+2.867	5	1:04.336	+0.828			
2	1:00.136	+1.079	6	1:03.985	+0.477			
3	59.485	+0.428	7	1:04.158	+0.650			
4	59.444	+0.387	8	1:03.889	+0.381			
5	59.976	+0.919	9	1:03.918	+0.410			
6	59.843	+0.786	10	<b>1:03.508</b>				
7	59.769	+0.712	11	1:05.577	+2.069			
8	1:00.058	+1.001	12	1:03.752	+0.244			
9	1:00.639	+1.582						
10	59.254	+0.197	<u>(194) John Murphy Global GT Light / 600cc</u>					
11	1:00.110	+1.053	1	1:10.651	+3.602			
12	59.110	+0.053	2	1:08.053	+1.004			
13	<b>59.057</b>		3	1:07.764	+0.715			
			4	1:07.245	+0.196			
<u>(54) Ivor Miller Global GT Light / 600cc</u>			5	<b>1:07.049</b>				
1	1:05.245	+5.526	6	1:07.715	+0.666			
2	1:01.336	+1.617	7	1:07.778	+0.729			

Clerk of the Course: Ian Beatty

Orbits

Race Control: John Morris

Chief Timekeeper: Paul Grogan

These results are provisional until conclusion of any judicial/tech matters

www.mylaps.com

Licensed to: Mondello Park Racing Circuit



**Mondello Park Sports Club Race Meeting**

**Sorted on Laps**

Formula Libre

Mondello Park National Circuit 1.850 Km

Race 1

10/04/2011 14:00

Race (12:00 Time) started at 14:23:21

Pos	No.	Name	Laps	Diff	Gap	Total Tm	Best Tm	In Lap	Best Speed
1	1	Dan Daly Reynard F3000 / 3800cc	14			12:45.152	53.279	2	125.002
2	2	Donal Griffin Raynard 90D / 5000cc	14	11.327	11.327	12:56.479	53.482	2	124.528
3	50	Eugene Heary Reynard 97 D / 3600cc	14	15.484	4.157	13:00.636	54.269	3	122.722
4	19	Eugene Heary Snr Reynard 93D / 4000cc	14	19.367	3.883	13:04.519	54.735	10	121.677
5	6	Stephen Daly Formula Renault / 2000cc	14	20.186	0.819	13:05.338	55.243	2	120.558
6	39	Peter Dwyer Dallara F399 / 2000cc	14	35.172	14.986	13:20.324	55.269	5	120.502
7	20	John Daly Lola / 3800cc	14	47.090	11.918	13:32.242	56.523	5	117.828
8	12	Martin Daly Formula Renault / 2000cc	13	1 Lap	1 Lap	12:47.472	57.381	13	116.066
9	16	Fergus Flaherty Formula Renault / 2000cc	13	1 Lap	12.623	13:00.095	58.368	8	114.104
10	64	Philip Shields Formula Master / 2000cc	13	1 Lap	0.234	13:00.329	58.123	9	114.585
11	120	Jim Larkin Radical PR6 / 1500cc	13	1 Lap	25.062	13:25.391	58.186	8	114.461
12	51	Eamon Matheson Mission T5 / 1300cc	7	7 Laps	6 Laps	13:23.343	55.153	2	120.755
Not classified									
DNF	21	Stanley Watson Formula Ireland / 2000cc	12	DNF		12:04.730	58.840	7	113.188
DNF	11	Gary Graham Formula Ireland / 2000cc	3	DNF		3:00.221	57.683	2	115.459
DNS	31	Sylvie Mullins TBA		DNS				0	-
DNS	44	Ivor Greenwood Radical Prosport / 1400cc		DNS				0	-

Margin of Victory	Avg. Speed	Best Lap Tm	Best Speed	Best Lap by
11.327	121.858	53.279	125.002	1 - Dan Daly Reynard F3000 / 3800cc

Clerk of the Course: Ian Beatty

Orbits

Race Control: John Morris

Chief Timekeeper: Paul Grogan

www.mylaps.com

These results are provisional until conclusion of any judicial/tech matters

Licensed to: Mondello Park Racing Circuit

Printed: 10/04/2011 14:38:22



# Mondello Park Sports Club Race Meeting

Formula Libre

Mondello Park National Circuit 1.850 Km

Race 1

10/04/2011 14:00

Race (12:00 Time) started at 14:23:21

			<u>(19) Eugene Heary Snr Reynard 93D / 400</u>								
<u>(1) Dan Daly Reynard F3000 / 3800cc</u>			1	59.450	+4.715	2	56.907	+0.384	5	1:00.316	+2.193
1	57.459	+4.180	2	55.764	+1.029	3	57.748	+1.225	6	1:00.827	+2.704
2	<b>53.279</b>		3	56.668	+1.933	4	56.845	+0.322	7	58.713	+0.590
3	53.364	+0.085	4	56.628	+1.893	5	<b>56.523</b>		8	59.053	+0.930
4	53.603	+0.324	5	55.136	+0.401	6	56.922	+0.399	9	<b>58.123</b>	
5	54.272	+0.993	6	56.097	+1.362	7	57.625	+1.102	10	59.635	+1.512
6	54.026	+0.747	7	55.442	+0.707	8	57.537	+1.014	11	1:00.117	+1.994
7	53.958	+0.679	8	54.853	+0.118	9	58.708	+2.185	12	59.832	+1.709
8	54.036	+0.757	9	55.173	+0.438	10	57.498	+0.975	13	58.325	+0.202
9	54.506	+1.227	10	<b>54.735</b>		11	57.587	+1.064			
10	54.303	+1.024	11	54.818	+0.083	12	58.065	+1.542	<u>(120) Jim Larkin Radical PR6 / 1500cc</u>		
11	55.835	+2.556	12	56.278	+1.543	13	58.644	+2.121	1	1:03.180	+4.994
12	54.646	+1.367	13	55.801	+1.066	14	59.124	+2.601	2	58.925	+0.739
13	54.554	+1.275	14	55.888	+1.153				3	59.594	+1.408
14	57.311	+4.032				<u>(12) Martin Daly Formula Renault / 2000cc</u>			4	59.344	+1.158
			<u>(6) Stephen Daly Formula Renault / 2000cc</u>			1	1:01.193	+3.812	5	1:02.002	+3.816
			1	59.088	+3.845	2	58.021	+0.640	6	59.445	+1.259
<u>(2) Donal Griffin Raynard 90D / 5000cc</u>			2	<b>55.243</b>		3	57.826	+0.445	7	58.619	+0.433
1	57.385	+3.903	3	55.434	+0.191	4	58.717	+1.336	8	<b>58.186</b>	
2	<b>53.482</b>		4	55.652	+0.409	5	1:00.411	+3.030	9	58.660	+0.474
3	53.494	+0.012	5	56.229	+0.986	6	59.593	+2.212	10	59.189	+1.003
4	54.126	+0.644	6	55.556	+0.313	7	58.866	+1.485	11	1:24.667	+26.481
5	54.212	+0.730	7	56.021	+0.778	8	58.560	+1.179	12	1:00.132	+1.946
6	54.610	+1.128	8	55.850	+0.607	9	58.182	+0.801	13	59.958	+1.772
7	54.702	+1.220	9	55.607	+0.364	10	59.196	+1.815			
8	54.707	+1.225	10	55.493	+0.250	11	57.718	+0.337	<u>(51) Eamon Matheson Mission T5 / 1300cc</u>		
9	55.610	+2.128	11	55.975	+0.732	12	59.031	+1.650	1	58.455	+3.302
10	55.933	+2.451	12	55.997	+0.754	13	<b>57.381</b>		2	<b>55.153</b>	
11	56.271	+2.789	13	55.824	+0.581				3	56.189	+1.036
12	56.379	+2.897	14	55.969	+0.726	<u>(16) Fergus Flaherty Formula Renault / 2000cc</u>			4	7:12.006	+6:16.853
13	56.806	+3.324				1	1:04.522	+6.154	5	1:04.952	+9.799
14	57.966	+4.484				2	58.916	+0.548	6	1:07.526	+12.373
			<u>(39) Peter Dwyer Dallara F399 / 2000cc</u>			3	59.345	+0.977	7	1:06.556	+11.403
<u>(50) Eugene Heary Reynard 97 D / 3600cc</u>			1	1:01.056	+5.787	4	59.416	+1.048			
1	58.219	+3.950	2	56.258	+0.989	5	1:00.034	+1.666	<u>(21) Stanley Watson Formula Ireland / 200</u>		
2	54.719	+0.450	3	55.383	+0.114	6	59.129	+0.761	1	1:03.930	+5.090
3	<b>54.269</b>		4	55.295	+0.026	7	59.234	+0.866	2	1:00.033	+1.193
4	54.742	+0.473	5	<b>55.269</b>		8	<b>58.368</b>		3	58.928	+0.088
5	56.281	+2.012	6	55.517	+0.248	9	58.685	+0.317	4	59.233	+0.393
6	56.275	+2.006	7	55.529	+0.260	10	59.746	+1.378	5	59.764	+0.924
7	55.525	+1.256	8	56.258	+0.989	11	1:00.918	+2.550	6	1:01.453	+2.613
8	55.426	+1.157	9	55.999	+0.730	12	1:00.255	+1.887	7	<b>58.840</b>	
9	55.294	+1.025	10	57.087	+1.818	13	58.404	+0.036	8	58.988	+0.148
10	55.727	+1.458	11	58.758	+3.489				9	59.500	+0.660
11	55.566	+1.297	12	57.250	+1.981	<u>(64) Philip Shields Formula Master / 2000cc</u>			10	1:00.129	+1.289
12	55.975	+1.706	13	57.336	+2.067	1	1:04.556	+6.433	11	59.513	+0.673
13	55.493	+1.224	14	59.008	+3.739	2	59.618	+1.495	12	59.614	+0.774
14	56.133	+1.864				3	58.755	+0.632			
			<u>(20) John Daly Lola / 3800cc</u>								

Clerk of the Course: Ian Beatty

Orbits

Race Control: John Morris

Chief Timekeeper: Paul Grogan

www.mylaps.com

These results are provisional until conclusion of any judicial/tech matters

Licensed to: Mondello Park Racing Circuit



## Mondello Park Sports Club Race Meeting


Formula Libre

Mondello Park National Circuit 1.850 Km

Race 1

10/04/2011 14:00

Race (12:00 Time) started at 14:23:21



(11) Gary Graham Formula Ireland / 2000c

1	1:02.648	+4.965
2	<b>57.683</b>	
3	57.738	+0.055


**Mondello Park Sports Club Race Meeting**
**Sorted on Laps**

ITCC

Mondello Park National Circuit 1.850 Km

Race 2 - Touring &amp; Fiats (Re-Start)

10/04/2011 14:16

Race (12:00 Time) started at 14:50:50

Pos	No.	Name	Laps	Diff	Gap	Total Tm	Best Tm	In Lap	Best Speed
<b>2011 FIAT PUNTO CHALLENGE</b>									
1	42	Mervyn Miller Fiat Punto / 1400cc	9			13:01.850	1:10.825	7	94.035
2	83	John McCormack Fiat Punto / 1400cc	9	4.293	4.293	13:06.143	1:09.549	8	95.760
3	77	Barry Hallion Fiat Punto / 1400cc	9	4.609	0.316	13:06.459	1:09.605	5	95.683
4	11	Gary Cunningham Fiat Punto / 1400cc	9	4.928	0.319	13:06.778	1:09.681	5	95.578
5	4	Vicky Reilly Fiat Punto / 1400cc	9	13.116	8.188	13:14.966	1:10.718	6	94.177
<b>2011 FIAT UNO CHALLENGE</b>									
1	17	Collin Clinton Fiat Uno / 1300cc	9			13:09.188	1:11.861	6	92.679
<b>2011 ITCC - TOURING</b>									
1	69	Robert Savage Honda Integra / 1800cc	9			12:15.973	1:04.991	5	102.476
2	21	Gareth Hayden Honda Integra / 1800cc	9	1.151	1.151	12:17.124	<b>1:03.850</b>	<b>9</b>	<b>104.307</b>
3	12	Norman Fawcett Honda Integra / 1800cc	9	2.768	1.617	12:18.741	1:04.880	9	102.651
4	8	James Mannion Honda Integra / 1800cc	9	6.952	4.184	12:22.925	1:05.790	5	101.231
5	29	Eric Carroll Honda Integra / 1800cc	9	7.136	0.184	12:23.109	1:05.387	5	101.855
6	74	Brian Fitzpatrick Honda Civic / 1800cc	9	8.510	1.374	12:24.483	1:07.532	7	98.620
7	13	Tommy Holmes Honda Prelude / 2000cc	9	28.214	19.704	12:44.187	1:06.766	9	99.751
8	33	Danny Calnan Honda Civic / 1800cc	9	30.373	2.159	12:46.346	1:08.011	9	97.925
9	39	Philip Lawless Peugeot 205 / 2000cc	9	35.454	5.081	12:51.427	1:11.992	5	92.510
10	99	Keith Rabbitt BMW Mini / 1600cc	9	38.706	3.252	12:54.679	1:10.782	6	94.092
Not classified									
DNF	14	Mark Nangle Subaru Impreza / 2000cc	7	DNF		10:07.237	1:05.291	5	102.005
DNF	22	Anthony Murtagh VW Corrado / 1800cc	5	DNF		7:47.548	1:06.716	5	99.826
DNF	43	Cian Carey Honda Civic EK9 / 1800cc	1	DNF		1:27.174	1:23.919	1	79.362
DNF	72	David Walsh Nissan Silvia / 1998cc		DNF		3.387		0	-
DNF	38	Mark Lawless Honda Prelude / 2000cc		DNF		4.251		0	-

**Announcements**

FIAT PUNTO - 77 - BARRY HALLION - 15 SECOND PENALTY FOR PASSING UNDER YELLOW FLAG  
 FIAT PUNTO - 83 - JOHN MCCORMACK - 15 SECOND PENALTY FOR PASSING UNDER YELLOW FLAG  
 FIAT PUNTO - 11 - GARY CUNNINGHAM - 15 SECOND PENALTY FOR PASSING UNDER YELLOW FLAG  
 FIAT PUNTO - 4 - VICKY REILLY - 15 SECOND PENALTY FOR PASSING UNDER YELLOW FLAG

Margin of Victory	Avg. Speed	Best Lap Tm	Best Speed	Best Lap by
1.151	81.443	1:03.850	104.307	21 - Gareth Hayden Honda Integ

Clerk of the Course: Ian Beatty

Orbits

Race Control: John Morris

Chief Timekeeper: Paul Grogan

[www.mylaps.com](http://www.mylaps.com)

These results are provisional until conclusion of any judicial/tech matters

Licensed to: Mondello Park Racing Circuit



**Mondello Park Sports Club Race Meeting**

ITCC

Mondello Park National Circuit 1.850 Km

Race 2 - Touring & Fiats (Re-Start)

10/04/2011 14:16

Race (12:00 Time) started at 14:50:50

	4	1:44.719	+39.332	9	1:12.122	+0.130	3	1:54.960	+45.279		
<u>(69) Robert Savage Honda Integra / 1800cc</u>	5	<b>1:05.387</b>					4	1:50.740	+41.059		
1	1:09.276	+4.285	6	1:07.531	+2.144	<u>(99) Keith Rabbitt BMW Mini / 1600cc</u>	5	<b>1:09.681</b>			
2	1:50.509	+45.518	7	1:08.042	+2.655	1	1:25.212	+14.430	6	1:09.703	+0.022
3	1:55.943	+50.952	8	1:08.130	+2.743	2	1:41.070	+30.288	7	1:10.297	+0.616
4	1:44.793	+39.802	9	1:07.871	+2.484	3	1:52.794	+42.012	8	1:09.782	+0.101
5	<b>1:04.991</b>					4	1:44.574	+33.792	9	1:09.850	+0.169
6	1:05.326	+0.335	<u>(74) Brian Fitzpatrick Honda Civic / 1800cc</u>	5	1:12.531	+1.749					
7	1:06.120	+1.129	1	1:11.084	+3.552	6	<b>1:10.782</b>		<u>(17) Colin Clinton Fiat Uno / 1300cc</u>		
8	1:10.107	+5.116	2	1:49.425	+41.893	7	1:12.794	+2.012	1	1:18.641	+6.780
9	1:07.879	+2.888	3	1:55.853	+48.321	8	1:14.368	+3.586	2	1:39.379	+27.518
			4	1:45.055	+37.523	9	1:14.082	+3.300	3	1:55.098	+43.237
<u>(21) Gareth Hayden Honda Integra / 1800cc</u>	5	1:07.716	+0.184						4	1:51.303	+39.442
1	1:09.315	+5.465	6	1:07.643	+0.111	<u>(42) Mervyn Miller Fiat Punto / 1400cc</u>	5	1:14.272	+2.411		
2	1:52.612	+48.762	7	<b>1:07.532</b>		1	1:27.369	+16.544	6	<b>1:11.861</b>	
3	1:53.713	+49.863	8	1:09.281	+1.749	2	1:33.390	+22.565	7	1:12.724	+0.863
4	1:45.561	+41.711	9	1:09.513	+1.981	3	1:54.925	+44.100	8	1:13.252	+1.391
5	1:06.305	+2.455				4	1:51.018	+40.193	9	1:12.844	+0.983
6	1:07.806	+3.956	<u>(13) Tommy Holmes Honda Prelude / 2000</u>	5	1:11.859	+1.034					
7	1:07.292	+3.442	1	1:52.906	+46.140	6	1:11.319	+0.494	<u>(4) Vicky Reilly Fiat Punto / 1400cc</u>		
8	1:07.357	+3.507	2	1:25.682	+18.916	7	<b>1:10.825</b>		1	1:18.874	+8.156
9	<b>1:03.850</b>		3	1:54.143	+47.377	8	1:11.322	+0.497	2	1:39.345	+28.627
			4	1:49.764	+42.998	9	1:11.177	+0.352	3	1:54.891	+44.173
<u>(12) Norman Fawcett Honda Integra / 1800cc</u>	5	1:09.001	+2.235						4	1:51.066	+40.348
1	1:14.311	+9.431	6	1:07.764	+0.998	<u>(83) John McCormack Fiat Punto / 1400cc</u>	5	1:11.021	+0.303		
2	1:51.099	+46.219	7	1:07.218	+0.452	1	1:13.730	+4.181	6	<b>1:10.718</b>	
3	1:52.949	+48.069	8	1:08.437	+1.671	2	1:44.005	+34.456	7	1:11.985	+1.267
4	1:44.469	+39.589	9	<b>1:06.766</b>		3	1:55.034	+45.485	8	1:11.200	+0.482
5	1:05.300	+0.420				4	1:50.351	+40.802	9	1:11.699	+0.981
6	1:06.766	+1.886	<u>(33) Danny Calnan Honda Civic / 1800cc</u>	5	1:10.280	+0.731					
7	1:06.978	+2.098	1	1:46.461	+38.450	6	1:09.584	+0.035	<u>(14) Mark Nangle Subaru Impreza / 2000cc</u>		
8	1:07.839	+2.959	2	1:29.214	+21.203	7	1:09.768	+0.219	1	1:28.636	+23.345
9	<b>1:04.880</b>		3	1:55.551	+47.540	8	<b>1:09.549</b>		2	1:42.539	+37.248
			4	1:50.656	+42.645	9	1:09.936	+0.387	3	1:52.700	+47.409
<u>(8) James Mannion Honda Integra / 1800cc</u>	5	1:09.091	+1.080						4	1:44.306	+39.015
1	1:11.912	+6.122	6	1:08.560	+0.549	<u>(77) Barry Hallion Fiat Punto / 1400cc</u>	5	<b>1:05.291</b>			
2	1:53.768	+47.978	7	1:08.335	+0.324	1	1:13.826	+4.221	6	1:06.596	+1.305
3	1:53.343	+47.553	8	1:08.048	+0.037	2	1:43.945	+34.340	7	1:06.460	+1.169
4	1:45.052	+39.262	9	<b>1:08.011</b>		3	1:54.878	+45.273			
5	<b>1:05.790</b>					4	1:50.388	+40.783	<u>(22) Anthony Murtagh VW Corrado / 1800cc</u>		
6	1:07.520	+1.730	<u>(39) Philip Lawless Peugeot 205 / 2000cc</u>	5	<b>1:09.605</b>				1	1:09.888	+3.172
7	1:08.189	+2.399	1	1:18.968	+6.976	6	<b>1:09.605</b>		2	1:49.069	+42.353
8	1:07.932	+2.142	2	1:48.867	+36.875	7	1:10.267	+0.662	3	1:56.228	+49.512
9	1:07.913	+2.123	3	1:53.058	+41.066	8	1:09.822	+0.217	4	1:45.647	+38.931
			4	1:45.091	+33.099	9	1:10.490	+0.885	5	<b>1:06.716</b>	
<u>(29) Eric Carroll Honda Integra / 1800cc</u>	5	<b>1:11.992</b>									
1	1:10.842	+5.455	6	1:12.539	+0.547	<u>(11) Gary Cunningham Fiat Punto / 1400cc</u>	5	<b>1:09.605</b>		<u>(43) Cian Carey Honda Civic EK9 / 1800cc</u>	
2	1:53.371	+47.984	7	1:12.416	+0.424	1	1:14.351	+4.670	1	<b>1:23.919</b>	
3	1:53.192	+47.805	8	1:13.532	+1.540	2	1:44.220	+34.539			

Clerk of the Course: Ian Beatty

Orbits

Race Control: John Morris

Chief Timekeeper: Paul Grogan

These results are provisional until conclusion of any judicial/tech matters

www.mylaps.com

Licensed to: Mondello Park Racing Circuit



**Mondello Park Sports Club Race Meeting**

**Sorted on Laps**

Formula Vee

Mondello Park National Circuit 1.850 Km

Race

10/04/2011 14:40

Race (15:00 Time) started at 15:14:21

Pos	No.	Name	Laps	Diff	Gap	Total Tm	Best Tm	In Lap	Best Speed
1	33	Lee Newsome Sheane FV94 / 1600cc	15			15:39.440	1:01.390	12	108.487
2	1	Ray Moore Leastone 004 / 1600cc	15	0.140	0.140	15:39.580	1:01.434	11	108.409
3	4	Robbie Allen Sheane / 1600cc	15	2.497	2.357	15:41.937	1:01.714	12	107.917
4	66	Trevor Delaney Sheane / 1600cc	15	7.784	5.287	15:47.224	1:02.172	6	107.122
5	2	Daniel Polley Leastone / 1600cc	15	7.859	0.075	15:47.299	1:01.949	7	107.508
6	24	David O Brien Sheane / 1600cc	15	8.315	0.456	15:47.755	1:01.665	7	108.003
7	25	John Downey Leastone JH004 / 1600cc	15	8.412	0.097	15:47.852	1:01.772	9	107.816
8	5	Adam McAulay Sheane FV01 / 1600cc	15	9.090	0.678	15:48.530	1:01.904	12	107.586
9	3	Robert Casey Sheane / 1600cc	15	9.137	0.047	15:48.577	1:01.163	11	108.889
10	69	David Kelly Sheane FV02 / 1600cc	15	9.591	0.454	15:49.031	1:01.880	13	107.628
11	26	Paul Heavey Leastone JH004 / 1600cc	15	14.306	4.715	15:53.746	1:01.789	11	107.786
12	14	Morgan McCourt Leastone / 1600cc	15	22.275	7.969	16:01.715	1:02.676	6	106.261
13	22	Donal Bolton Leastone / 1600cc	15	25.539	3.264	16:04.979	1:03.350	8	105.130
14	15	Ian Campbell Sheane / 1600cc	15	29.009	3.470	16:08.449	1:01.932	8	107.537
15	67	Damian Murphy Leastone JH002 / 1600cc	15	30.292	1.283	16:09.732	1:03.022	15	105.677
16	28	Aidan Byrne Leastone / 1600cc	15	41.494	11.202	16:20.934	1:04.577	7	103.133
17	57	Ger Byrne Sheane / 1600cc	15	46.874	5.380	16:26.314	1:03.062	4	105.610
18	20	Patrick Cahill Sheane FV07 / 1600cc	15	57.763	10.889	16:37.203	1:04.422	9	103.381
19	138	Niall McGahon Sheane / 1600cc	15	59.217	1.454	16:38.657	1:04.088	12	103.920
20	77	Kevin Grogan Leastone JH002 / 1600cc	15	1:05.701	6.484	16:45.141	1:03.163	5	105.441

Not classified

DNF	99	Paula Moore Leastone 04 / 1600cc		DNF		5.565		0	-
-----	----	----------------------------------	--	-----	--	-------	--	---	---

Margin of Victory	Avg. Speed	Best Lap Tm	Best Speed	Best Lap by
0.140	106.340	1:01.163	108.889	3 - Robert Casey Sheane / 1600cc

Clerk of the Course: Ian Beatty

Orbits

Race Control: John Morris

Chief Timekeeper: Paul Grogan

www.mylaps.com

These results are provisional until conclusion of any judicial/tech matters

Licensed to: Mondello Park Racing Circuit

Printed: 10/04/2011 15:31:28


**Mondello Park Sports Club Race Meeting**

Formula Vee

Mondello Park National Circuit 1.850 Km

Race

10/04/2011 14:40

Race (15:00 Time) started at 15:14:21

	14	1:02.032	+0.318	12	1:02.583	+0.918	10	1:01.510	+0.347	
<u>(33) Lee Newsome Sheane FV94 / 1600cc</u>	15	1:01.875	+0.161	13	1:02.484	+0.819	11	<b>1:01.163</b>		
1	1:06.578	+5.188		14	1:03.230	+1.565	12	1:01.934	+0.771	
2	1:04.252	+2.862		<u>(66) Trevor Delaney Sheane / 1600cc</u>	15	1:02.810	+1.145	13	1:01.866	+0.703
3	1:03.874	+2.484		1	1:05.971	+3.799	14	1:02.012	+0.849	
4	1:02.737	+1.347		2	1:04.224	+2.052	<u>(25) John Downey Leastone JH004 / 1600cc</u>	15	1:02.779	+1.616
5	1:02.556	+1.166		3	1:03.693	+1.521	1	1:07.596	+5.824	
6	1:02.019	+0.629		4	1:02.667	+0.495	2	1:04.313	+2.541	
7	1:02.465	+1.075		5	1:02.909	+0.737	3	1:03.002	+1.230	
8	1:02.550	+1.160		6	<b>1:02.172</b>		4	1:03.052	+1.280	
9	1:02.101	+0.711		7	1:02.352	+0.180	5	1:02.537	+0.765	
10	1:01.615	+0.225		8	1:02.385	+0.213	6	1:03.011	+1.239	
11	1:01.615	+0.225		9	1:02.327	+0.155	7	1:03.117	+1.345	
12	<b>1:01.390</b>			10	1:02.211	+0.039	8	1:02.124	+0.352	
13	1:01.647	+0.257		11	1:02.418	+0.246	9	<b>1:01.772</b>		
14	1:01.859	+0.469		12	1:02.593	+0.421	10	1:03.347	+1.575	
15	1:02.076	+0.686		13	1:02.685	+0.513	11	1:02.311	+0.539	
<u>(1) Ray Moore Leastone 004 / 1600cc</u>	14	1:03.124	+0.952	12	1:02.738	+0.566	12	1:01.842	+0.070	
1	1:06.306	+4.872		13	1:01.844	+0.072	11	1:02.195	+0.315	
2	1:04.422	+2.988		14	1:02.943	+1.171	12	1:02.062	+0.182	
3	1:03.726	+2.292		15	1:02.501	+0.729	13	<b>1:01.880</b>		
4	1:02.575	+1.141		<u>(2) Daniel Polley Leastone / 1600cc</u>	1	1:06.580	+4.631	14	1:02.280	+0.400
5	1:02.837	+1.403		2	1:05.467	+3.518	<u>(5) Adam McAulay Sheane FV01 / 1600cc</u>	15	1:03.034	+1.154
6	1:01.890	+0.456		3	1:03.137	+1.188	1	1:06.805	+4.901	
7	1:02.308	+0.874		4	1:02.657	+0.708	2	1:04.617	+2.713	
8	1:02.536	+1.102		5	1:02.723	+0.774	3	1:03.304	+1.400	
9	1:02.493	+1.059		6	1:02.445	+0.496	4	1:03.175	+1.271	
10	1:01.822	+0.388		7	<b>1:01.949</b>		5	1:02.709	+0.805	
11	<b>1:01.434</b>			8	1:02.502	+0.553	6	1:02.702	+0.798	
12	1:01.501	+0.067		9	1:02.407	+0.458	7	1:02.908	+1.004	
13	1:01.546	+0.112		10	1:02.118	+0.169	8	1:02.337	+0.433	
14	1:01.446	+0.012		11	1:02.532	+0.583	9	1:02.069	+0.165	
15	1:02.142	+0.708		12	1:02.607	+0.658	10	1:02.872	+0.968	
<u>(4) Robbie Allen Sheane / 1600cc</u>	13	1:02.491	+0.542	13	1:02.491	+0.542	11	1:02.471	+0.567	
1	1:06.534	+4.820		14	1:03.222	+1.273	12	<b>1:01.904</b>		
2	1:03.719	+2.005		15	1:02.588	+0.639	13	1:01.912	+0.008	
3	1:03.993	+2.279		<u>(24) David O Brien Sheane / 1600cc</u>	1	1:06.623	+4.958	14	1:02.723	+0.819
4	1:03.047	+1.333		2	1:04.195	+2.530	15	1:02.905	+1.001	
5	1:02.934	+1.220		3	1:04.467	+2.802	<u>(3) Robert Casey Sheane / 1600cc</u>	1	1:06.800	+5.637
6	1:02.802	+1.088		4	1:02.994	+1.329	2	1:04.304	+3.141	
7	1:01.728	+0.014		5	1:03.193	+1.528	3	1:04.142	+2.979	
8	1:02.362	+0.648		6	1:02.845	+1.180	4	1:03.219	+2.056	
9	1:02.544	+0.830		7	<b>1:01.665</b>		5	1:02.588	+1.425	
10	1:02.318	+0.604		8	1:02.405	+0.740	6	1:11.955	+10.792	
11	1:01.782	+0.068		9	1:02.312	+0.647	7	1:01.307	+0.144	
12	<b>1:01.714</b>			10	1:02.104	+0.439	8	1:01.569	+0.406	
13	1:01.782	+0.068		11	1:02.559	+0.894	9	1:01.429	+0.266	
							<u>(14) Morgan McCourt Leastone / 1600cc</u>	1	1:07.512	+4.836
							2	1:04.075	+1.399	
							3	1:04.463	+1.787	
							4	1:03.190	+0.514	
							5	1:03.263	+0.587	
							6	<b>1:02.676</b>		
							7	1:04.352	+1.676	

Clerk of the Course: Ian Beatty

Orbits

Race Control: John Morris

Chief Timekeeper: Paul Grogan

These results are provisional until conclusion of any judicial/tech matters

[www.mylaps.com](http://www.mylaps.com)

Licensed to: Mondello Park Racing Circuit



**Mondello Park Sports Club Race Meeting**

Formula Vee

Mondello Park National Circuit 1.850 Km

Race

10/04/2011 14:40

Race (15:00 Time) started at 15:14:21

8	1:03.301	+0.625	6	1:03.474	+0.452	4	1:04.814	+0.392
9	1:03.652	+0.976	7	1:03.956	+0.934	5	1:05.246	+0.824
10	1:03.297	+0.621	8	1:03.625	+0.603	6	1:05.677	+1.255
11	1:03.338	+0.662	9	1:03.633	+0.611	7	1:05.059	+0.637
12	1:03.475	+0.799	10	1:04.201	+1.179	8	1:04.858	+0.436
13	1:03.327	+0.651	11	1:04.146	+1.124	9	<b>1:04.422</b>	
14	1:03.811	+1.135	12	1:03.243	+0.221	10	1:05.492	+1.070
15	1:04.503	+1.827	13	1:04.870	+1.848	11	1:13.446	+9.024
			14	1:03.930	+0.908	12	1:05.810	+1.388
			15	<b>1:03.022</b>		13	1:05.404	+0.982
						14	1:05.905	+1.483
						15	1:06.028	+1.606
<u>(22) Donal Bolton Leastone / 1600cc</u>			<u>(28) Aidan Byrne Leastone / 1600cc</u>			<u>(138) Niall McGahon Sheane / 1600cc</u>		
1	1:07.738	+4.388	1	1:07.763	+3.186	1	1:09.935	+5.847
2	1:04.202	+0.852	2	1:04.948	+0.371	2	1:05.274	+1.186
3	1:04.171	+0.821	3	1:05.656	+1.079	3	1:05.641	+1.553
4	1:03.656	+0.306	4	1:05.477	+0.900	4	1:04.955	+0.867
5	1:03.365	+0.015	5	1:04.642	+0.065	5	1:04.992	+0.904
6	1:04.022	+0.672	6	1:04.625	+0.048	6	1:06.040	+1.952
7	1:03.438	+0.088	7	<b>1:04.577</b>		7	1:05.101	+1.013
8	<b>1:03.350</b>		8	1:05.013	+0.436	8	1:04.431	+0.343
9	1:03.585	+0.235	9	1:04.753	+0.176	9	1:04.612	+0.524
10	1:03.506	+0.156	10	1:04.698	+0.121	10	1:05.115	+1.027
11	1:04.240	+0.890	11	1:04.976	+0.399	11	1:06.160	+2.072
12	1:04.342	+0.992	12	1:05.029	+0.452	12	<b>1:04.088</b>	
13	1:03.836	+0.486	13	1:04.945	+0.368	13	1:07.254	+3.166
14	1:03.717	+0.367	14	1:04.787	+0.210	14	1:10.313	+6.225
15	1:03.736	+0.386	15	1:04.779	+0.202	15	1:09.809	+5.721
<u>(15) Ian Campbell Sheane / 1600cc</u>			<u>(57) Ger Byrne Sheane / 1600cc</u>			<u>(77) Kevin Grogan Leastone JH002 / 1600cc</u>		
1	1:22.623	+20.691	1	1:07.087	+4.025	1	1:08.124	+4.961
2	1:03.467	+1.535	2	1:04.875	+1.813	2	1:04.642	+1.479
3	1:03.464	+1.532	3	1:03.912	+0.850	3	1:03.825	+0.662
4	1:03.003	+1.071	4	<b>1:03.062</b>		4	1:03.471	+0.308
5	1:03.041	+1.109	5	1:03.281	+0.219	5	<b>1:03.163</b>	
6	1:04.028	+2.096	6	1:03.090	+0.028	6	1:04.045	+0.882
7	1:02.986	+1.054	7	1:04.303	+1.241	7	1:04.338	+1.175
8	<b>1:01.932</b>		8	1:03.260	+0.198	8	1:03.954	+0.791
9	1:04.674	+2.742	9	1:03.994	+0.932	9	1:04.821	+1.658
10	1:03.487	+1.555	10	1:04.472	+1.410	10	1:05.598	+2.435
11	1:02.332	+0.400	11	1:05.213	+2.151	11	1:06.451	+3.288
12	1:02.831	+0.899	12	1:07.896	+4.834	12	1:07.236	+4.073
13	1:02.884	+0.952	13	1:08.575	+5.513	13	1:12.297	+9.134
14	1:03.267	+1.335	14	1:08.439	+5.377	14	1:14.980	+11.817
15	1:02.109	+0.177	15	1:11.886	+8.824	15	1:13.944	+10.781
<u>(67) Damian Murphy Leastone JH002 / 1600cc</u>			<u>(20) Patrick Cahill Sheane FV07 / 1600cc</u>					
1	1:09.409	+6.387	1	1:08.947	+4.525			
2	1:04.453	+1.431	2	1:05.313	+0.891			
3	1:05.359	+2.337	3	1:05.387	+0.965			
4	1:05.291	+2.269						
5	1:03.559	+0.537						

Clerk of the Course: Ian Beatty

Orbits

Race Control: John Morris

Chief Timekeeper: Paul Grogan

These results are provisional until conclusion of any judicial/tech matters

www.mylaps.com

Licensed to: Mondello Park Racing Circuit



Mondello Park Sports Club Race Meeting

Sorted on Laps

Styker Sportscar Challenge

Mondello Park National Circuit 1.850 Km

Race 2

10/04/2011 15:05

Race (15:00 Time) started at 15:36:33

Pos	No.	Name	Laps	Diff	Gap	Total Tm	Best Tm	In Lap	Best Speed
1	53	Paul Yeomans Raw Stryker / 1800cc	15			15:56.958	1:02.759	11	106.120
2	90	Des Bruton Sylvia Stryker / 1800cc	15	1.079	1.079	15:58.037	1:02.683	11	106.249
3	77	Alan Watkins Sylvia Stryker / 1800cc	15	1.264	0.185	15:58.222	1:02.910	6	105.866
4	72	Cormac Galvin Sylvia Stryker / 1800cc	15	3.725	2.461	16:00.683	1:02.994	10	105.724
5	73	Stephen Ross Raw Stryker / 1800cc	15	4.404	0.679	16:01.362	1:03.046	13	105.637
6	98	Andrew Dalton Raw Stryker / 1800cc	15	4.847	0.443	16:01.805	1:02.811	12	106.032
7	3	Greg Kelly Raw Stryker / 1800cc	15	5.910	1.063	16:02.868	1:03.148	12	105.467
8	82	Simon Redden Sylvia Stryker / 1800cc	15	13.557	7.647	16:10.515	1:03.088	8	105.567
9	4	Seamus Ryan Raw Stryker / 1800cc	15	14.584	1.027	16:11.542	<b>1:02.659</b>	<b>15</b>	<b>106.290</b>
10	8	Roger Welaratne Sylvia Stryker / 1800cc	15	18.117	3.533	16:15.075	1:03.771	12	104.436
11	99	Sean Wybrant Raw Stryker / 1800cc	15	19.862	1.745	16:16.820	1:03.840	5	104.323
12	26	Brian Kingston Sylvia Stryker / 1800cc	15	30.754	10.892	16:27.712	1:04.823	6	102.741
13	50	Pat Bergin Sylvia Stryker / 1800cc	15	33.679	2.925	16:30.637	1:04.399	7	103.418
14	66	Peter Auerbach Raw Stryker / 1800cc	15	1:03.737	30.058	17:00.695	1:06.383	12	100.327
15	69	Colm Kelly Raw Stryker / 1800cc	14	1 Lap	1 Lap	16:39.929	1:08.884	13	96.684

Not classified

DNF	5	Joe Maher Raw Stryker / 1800cc	3	DNF		3:15.745	1:04.129	3	103.853
DNF	88	Damien Roddy Sylvia Stryker / 1800cc	3	DNF		3:16.478	1:04.274	3	103.619

Margin of Victory	Avg. Speed	Best Lap Tm	Best Speed	Best Lap by
1.079	104.393	1:02.659	106.290	4 - Seamus Ryan Raw Stryker / 1

Clerk of the Course: Ian Beatty

Orbits

Race Control: John Morris

Chief Timekeeper: Paul Grogan

www.mylaps.com

These results are provisional until conclusion of any judicial/tech matters

Licensed to: Mondello Park Racing Circuit

Printed: 10/04/2011 15:55:05



**Mondello Park Sports Club Race Meeting**

**Styker Sportscar Challenge**

**Mondello Park National Circuit 1.850 Km**

**Race 2**

**10/04/2011 15:05**

**Race (15:00 Time) started at 15:36:33**

	14	1:03.090	+0.180	12	<b>1:02.811</b>		10	1:02.973	+0.314	
<u>(53) Paul Yeomans Raw Stryker / 1800cc</u>	15	1:03.731	+0.821	13	1:03.245	+0.434	11	1:02.802	+0.143	
1	1:07.445	+4.686		14	1:03.310	+0.499	12	1:03.244	+0.585	
2	1:04.409	+1.650		<u>(72) Cormac Galvin Sylvia Stryker / 1800cc</u>	15	1:03.021	+0.210	13	1:03.322	+0.663
3	1:04.150	+1.391		1	1:08.221	+5.227		14	1:03.011	+0.352
4	1:04.863	+2.104		2	1:04.420	+1.426	<u>(3) Greg Kelly Raw Stryker / 1800cc</u>	15	<b>1:02.659</b>	
5	1:03.472	+0.713		3	1:03.920	+0.926	1	1:08.629	+5.481	
6	1:03.181	+0.422		4	1:04.827	+1.833	2	1:03.924	+0.776	
7	1:03.494	+0.735		5	1:04.143	+1.149	3	1:04.151	+1.003	
8	1:02.920	+0.161		6	1:03.363	+0.369	4	1:04.526	+1.378	
9	1:03.252	+0.493		7	1:03.264	+0.270	5	1:04.342	+1.194	
10	1:03.185	+0.426		8	1:03.194	+0.200	6	1:03.591	+0.443	
11	<b>1:02.759</b>			9	1:03.856	+0.862	7	1:03.503	+0.355	
12	1:02.812	+0.053		10	<b>1:02.994</b>		8	1:03.657	+0.509	
13	1:03.317	+0.558		11	1:03.263	+0.269	9	1:03.373	+0.225	
14	1:03.324	+0.565		12	1:03.538	+0.544	10	1:03.360	+0.212	
15	1:04.375	+1.616		13	1:03.534	+0.540	11	1:04.004	+0.856	
				14	1:03.653	+0.659	12	<b>1:03.148</b>		
<u>(90) Des Bruton Sylvia Stryker / 1800cc</u>	15	1:03.186	+0.192	13	1:03.188	+0.040	10	1:04.433	+0.662	
1	1:08.344	+5.661		14	1:03.164	+0.016	11	1:04.068	+0.297	
2	1:04.252	+1.569		15	1:03.787	+0.639	12	<b>1:03.771</b>		
3	1:03.884	+1.201		<u>(73) Stephen Ross Raw Stryker / 1800cc</u>	1	1:07.485	+4.439	13	1:04.190	+0.419
4	1:04.338	+1.655		2	1:04.446	+1.400		14	1:04.428	+0.657
5	1:04.192	+1.509		3	1:04.109	+1.063	<u>(82) Simon Redden Sylvia Stryker / 1800cc</u>	15	1:04.840	+1.069
6	1:03.090	+0.407		4	1:04.471	+1.425	1	1:09.157	+6.069	
7	1:03.521	+0.838		5	1:04.139	+1.093	2	1:04.444	+1.356	
8	1:03.138	+0.455		6	1:03.510	+0.464	3	1:03.966	+0.878	
9	1:03.134	+0.451		7	1:03.406	+0.360	4	1:03.836	+0.748	
10	1:03.037	+0.354		8	1:03.879	+0.833	5	1:04.328	+1.240	
11	<b>1:02.683</b>			9	1:03.782	+0.736	6	1:04.479	+1.391	
12	1:03.195	+0.512		10	1:03.467	+0.421	7	1:04.139	+1.051	
13	1:03.441	+0.758		11	1:03.316	+0.270	8	<b>1:03.088</b>		
14	1:03.327	+0.644		12	1:03.127	+0.081	9	1:03.163	+0.075	
15	1:03.779	+1.096		13	<b>1:03.046</b>		10	1:05.181	+2.093	
				14	1:03.319	+0.273	11	1:04.518	+1.430	
<u>(77) Alan Watkins Sylvia Stryker / 1800cc</u>	15	1:03.299	+0.253	15	1:03.299	+0.253	12	1:04.462	+1.374	
1	1:08.158	+5.248					13	1:03.692	+0.604	
2	1:04.352	+1.442		<u>(98) Andrew Dalton Raw Stryker / 1800cc</u>	1	1:08.657	+5.846	14	1:04.803	+1.715
3	1:03.250	+0.340		2	1:04.224	+1.413		15	1:04.560	+1.472
4	1:04.367	+1.457		3	1:04.281	+1.470	<u>(4) Seamus Ryan Raw Stryker / 1800cc</u>	1	1:07.599	+4.940
5	1:04.669	+1.759		4	1:04.650	+1.839	2	1:03.891	+1.232	
6	<b>1:02.910</b>			5	1:03.969	+1.158	3	1:03.990	+1.331	
7	1:03.383	+0.473		6	1:03.900	+1.089	4	1:18.661	+16.002	
8	1:03.301	+0.391		7	1:02.916	+0.105	5	1:03.381	+0.722	
9	1:02.971	+0.061		8	1:03.887	+1.076	6	1:02.869	+0.210	
10	1:03.378	+0.468		9	1:03.750	+0.939	7	1:03.665	+1.006	
11	1:03.139	+0.229		10	1:04.088	+1.277	8	1:04.976	+2.317	
12	1:03.067	+0.157		11	1:03.314	+0.503	9	1:03.322	+0.663	
13	1:02.928	+0.018					10	1:02.973	+0.314	
							11	1:02.802	+0.143	
							12	1:03.244	+0.585	
							13	1:03.322	+0.663	
							14	1:03.011	+0.352	
							15	<b>1:02.659</b>		
							<u>(8) Roger Welaratne Sylvia Stryker / 1800cc</u>	1	1:08.954	+5.183
							2	1:04.652	+0.881	
							3	1:05.040	+1.269	
							4	1:05.245	+1.474	
							5	1:04.634	+0.863	
							6	1:04.723	+0.952	
							7	1:04.490	+0.719	
							8	1:04.121	+0.350	
							9	1:04.000	+0.229	
							10	1:04.433	+0.662	
							11	1:04.068	+0.297	
							12	<b>1:03.771</b>		
							13	1:04.190	+0.419	
							14	1:04.428	+0.657	
							15	1:04.840	+1.069	
							<u>(99) Sean Wybrant Raw Stryker / 1800cc</u>	1	1:09.888	+6.048
							2	1:06.080	+2.240	
							3	1:05.494	+1.654	
							4	1:04.758	+0.918	
							5	<b>1:03.840</b>		
							6	1:03.980	+0.140	
							7	1:04.292	+0.452	
							8	1:04.103	+0.263	
							9	1:03.863	+0.023	
							10	1:04.707	+0.867	
							11	1:03.949	+0.109	
							12	1:04.557	+0.717	
							13	1:04.177	+0.337	
							14	1:05.046	+1.206	
							15	1:04.883	+1.043	
							<u>(26) Brian Kingston Sylvia Stryker / 1800cc</u>	1	1:09.303	+4.480
							2	1:06.424	+1.601	
							3	1:05.073	+0.250	
							4	1:05.277	+0.454	
							5	1:05.167	+0.344	
							6	<b>1:04.823</b>		
							7	1:05.255	+0.432	

Clerk of the Course: Ian Beatty

Orbits

Race Control: John Morris

Chief Timekeeper: Paul Grogan

These results are provisional until conclusion of any judicial/tech matters

www.mylaps.com

Licensed to: Mondello Park Racing Circuit



**Mondello Park Sports Club Race Meeting**

Styker Sportscar Challenge

Mondello Park National Circuit 1.850 Km

Race 2

10/04/2011 15:05

Race (15:00 Time) started at 15:36:33

8	1:05.418	+0.595	6	1:09.991	+1.107
9	1:05.588	+0.765	7	1:09.132	+0.248
10	1:05.218	+0.395	8	1:09.862	+0.978
11	1:04.957	+0.134	9	1:11.400	+2.516
12	1:04.855	+0.032	10	1:10.623	+1.739
13	1:05.229	+0.406	11	1:09.828	+0.944
14	1:06.095	+1.272	12	1:10.959	+2.075
15	1:05.779	+0.956	13	<b>1:08.884</b>	
			14	1:09.927	+1.043

(50) Pat Bergin Sylvia Stryker / 1800cc

1	1:09.752	+5.353
2	1:05.293	+0.894
3	1:05.683	+1.284
4	1:05.509	+1.110
5	1:05.398	+0.999
6	1:04.630	+0.231
7	<b>1:04.399</b>	
8	1:05.765	+1.366
9	1:05.299	+0.900
10	1:05.218	+0.819
11	1:06.052	+1.653
12	1:07.279	+2.880
13	1:05.340	+0.941
14	1:04.837	+0.438
15	1:05.962	+1.563

(5) Joe Maher Raw Stryker / 1800cc

1	1:07.102	+2.973
2	1:04.453	+0.324
3	<b>1:04.129</b>	

(88) Damien Roddy Sylvia Stryker / 1800cc

1	1:07.113	+2.839
2	1:04.607	+0.333
3	<b>1:04.274</b>	

(66) Peter Auerbach Raw Stryker / 1800cc

1	1:10.320	+3.937
2	1:06.805	+0.422
3	1:07.747	+1.364
4	1:08.845	+2.462
5	1:07.877	+1.494
6	1:08.064	+1.681
7	1:08.003	+1.620
8	1:07.682	+1.299
9	1:07.526	+1.143
10	1:07.016	+0.633
11	1:06.802	+0.419
12	<b>1:06.383</b>	
13	1:06.914	+0.531
14	1:06.408	+0.025
15	1:09.592	+3.209

(69) Colm Kelly Raw Stryker / 1800cc

1	1:16.149	+7.265
2	1:12.544	+3.660
3	1:11.217	+2.333
4	1:11.884	+3.000
5	1:11.763	+2.879

Clerk of the Course: Ian Beatty

Orbits

Race Control: John Morris

Chief Timekeeper: Paul Grogan

These results are provisional until conclusion of any judicial/tech matters

www.mylaps.com

Licensed to: Mondello Park Racing Circuit



**Mondello Park Sports Club Race Meeting**

**Sorted on Laps**

ITCC

Mondello Park National Circuit 1.850 Km

Race 2 - Super Touring

10/04/2011 15:30

Race (15:00 Time) started at 16:03:57

Pos	No.	Name	Laps	Diff	Gap	Total Tm	Best Tm	In Lap	Best Speed
1	1	Martin Tracey Ford RS500 / 2000cc	15			15:48.644	1:00.446	3	110.181
2	77	Stephen Maher BMW / 3200cc	15	1.268	1.268	15:49.912	1:02.380	7	106.765
3	25	Philip Burdock Honda Civic / 2000cc	15	4.912	3.644	15:53.556	1:01.348	8	108.561
4	26	Philip Brennan BMW E36 / 3200cc	15	25.525	20.613	16:14.169	1:03.651	5	104.633
5	6	Ciaran Timmons Honda Integra / 1800cc	15	27.661	2.136	16:16.305	1:04.062	3	103.962
6	20	Keith Campbell VW Corrado / 2000cc	15	40.035	12.374	16:28.679	1:04.783	4	102.805
7	53	David Clarke VW Golf / 1800cc	15	44.146	4.111	16:32.790	1:05.409	3	101.821

Not classified

DNF	2	Barry Rabbitt Honda CRX / 1800cc	10	DNF		10:15.543	1:00.491	4	110.099
DNF	31	Brian Moore Subaru Impreza / 2000cc	6	DNF		6:45.725	1:05.201	3	102.146
DNF	66	Paul Cinelli Honda Civic / 2000cc	5	DNF		5:37.193	1:05.367	5	101.886

Margin of Victory	Avg. Speed	Best Lap Tm	Best Speed	Best Lap by
1.268	105.308	1:00.446	110.181	1 - Martin Tracey Ford RS500 / 2

Clerk of the Course: Ian Beatty

Orbits

Race Control: John Morris

Chief Timekeeper: Paul Grogan

www.mylaps.com

These results are provisional until conclusion of any judicial/tech matters

Licensed to: Mondello Park Racing Circuit

Printed: 10/04/2011 16:21:24





**Mondello Park Sports Club Race Meeting**

**Sorted on Laps**

Globals GT Lights

Mondello Park National Circuit 1.850 Km

Race 2

10/04/2011 15:55

Race (15:00 Time) started at 16:27:21

Pos	No.	Name	Laps	Diff	Gap	Total Tm	Best Tm	In Lap	Best Speed
1	8	Peter Drennan Global GT Light / 600cc	11			11:00.755	59.394	6	112.133
2	48	Alan Byrne Global GT Lights / 600cc	11	0.388	0.388	11:01.143	59.440	5	112.046
3	<b>69</b>	Mark Braden Global GT Light / 600cc	11	0.958	0.570	11:01.713	<b>58.982</b>	<b>11</b>	<b>112.916</b>
4	23	Ben Conway Global GT Light / 600cc	11	6.137	5.179	11:06.892	59.851	7	111.276
5	57	Derek Behan Global GT Light / 600cc	11	7.978	1.841	11:08.733	1:00.098	10	110.819
6	63	Derek Hogan Global GT Light / 600cc	11	9.993	2.015	11:10.748	1:00.215	10	110.604
7	54	Ivor Miller Global GT Light / 600cc	11	10.752	0.759	11:11.507	59.798	8	111.375
8	128	Mark Twomey Global GT Light / 600cc	11	21.351	10.599	11:22.106	1:00.887	2	109.383
9	77	Pat Murphy Global GT Light / 600cc	11	1:03.718	42.367	12:04.473	1:04.539	10	103.193
10	194	John Murphy Global GT Light / 600cc	10	1 Lap	1 Lap	11:35.720	1:07.605	10	98.513

Margin of Victory	Avg. Speed	Best Lap Tm	Best Speed	Best Lap by
0.388	110.873	58.982	112.916	69 - Mark Braden Global GT Ligh

Clerk of the Course: Ian Beatty

Orbits

Race Control: John Morris

Chief Timekeeper: Paul Grogan

www.mylaps.com

These results are provisional until conclusion of any judicial/tech matters

Licensed to: Mondello Park Racing Circuit

Printed: 10/04/2011 16:46:22



**Mondello Park Sports Club Race Meeting**

Globals GT Lights

Mondello Park National Circuit 1.850 Km

Race 2

10/04/2011 15:55

Race (15:00 Time) started at 16:27:21

	9	1:00.047	+0.196	6	1:02.279	+1.392						
<u>(8) Peter Drennan Global GT Light / 600cc</u>	10	1:00.024	+0.173	7	1:03.050	+2.163						
1	1:02.975	+3.581	11	1:00.271	+0.420	8	1:01.788	+0.901				
2	59.686	+0.292				9	1:02.010	+1.123				
3	59.758	+0.364	<u>(57) Derek Behan Global GT Light / 600cc</u>	10	1:01.278	+0.391						
4	1:00.003	+0.609	1	1:02.487	+2.389	11	1:01.399	+0.512				
5	59.844	+0.450	2	1:00.581	+0.483							
6	<b>59.394</b>		3	1:00.542	+0.444	<u>(77) Pat Murphy Global GT Light / 600cc</u>	1	1:06.609	+2.070			
7	59.456	+0.062	4	1:01.273	+1.175	2	1:06.686	+2.147				
8	59.810	+0.416	5	1:01.279	+1.181	3	1:06.679	+2.140				
9	1:00.561	+1.167	6	1:00.247	+0.149	4	1:05.926	+1.387				
10	59.854	+0.460	7	1:00.505	+0.407	5	1:05.834	+1.295				
11	59.414	+0.020	8	1:00.558	+0.460	6	1:06.292	+1.753				
	9	1:00.376	+0.278	9	1:00.376	+0.278	7	1:05.183	+0.644			
<u>(48) Alan Byrne Global GT Lights / 600cc</u>	10	<b>1:00.098</b>		10	<b>1:00.098</b>		8	1:04.704	+0.165			
1	1:02.429	+2.989	11	1:00.135	+0.037	11	1:00.135	+0.037	9	1:05.014	+0.475	
2	59.925	+0.485							10	<b>1:04.539</b>		
3	1:00.145	+0.705	<u>(63) Derek Hogan Global GT Light / 600cc</u>	1	1:03.336	+3.121	11	1:05.938	+1.399			
4	1:00.089	+0.649	2	1:00.668	+0.453				<u>(194) John Murphy Global GT Light / 600cc</u>	1	1:09.969	+2.364
5	<b>59.440</b>		3	1:00.574	+0.359	4	1:00.488	+0.273	2	1:08.805	+1.200	
6	59.645	+0.205	4	1:00.488	+0.273	5	1:01.456	+1.241	3	1:09.389	+1.784	
7	59.548	+0.108	5	1:01.456	+1.241	6	1:01.060	+0.845	4	1:09.789	+2.184	
8	59.531	+0.091	6	1:01.060	+0.845	7	1:01.071	+0.856	5	1:08.666	+1.061	
9	1:00.644	+1.204	7	1:01.071	+0.856	8	1:00.394	+0.179	6	1:08.337	+0.732	
10	59.810	+0.370	8	1:00.394	+0.179	9	1:00.249	+0.034	7	1:11.362	+3.757	
11	59.917	+0.477	9	1:00.249	+0.034	10	<b>1:00.215</b>		8	1:10.221	+2.616	
			10	<b>1:00.215</b>		11	1:00.518	+0.303	9	1:09.823	+2.218	
<u>(69) Mark Braden Global GT Light / 600cc</u>	11	1:00.518	+0.303						10	<b>1:07.605</b>		
1	1:01.669	+2.687	<u>(54) Ivor Miller Global GT Light / 600cc</u>	1	1:03.971	+4.173						
2	1:00.267	+1.285	2	1:01.127	+1.329	2	1:01.127	+1.329				
3	59.620	+0.638	3	1:01.373	+1.575	3	1:01.373	+1.575				
4	59.874	+0.892	4	1:01.957	+2.159	4	1:01.957	+2.159				
5	59.595	+0.613	5	1:00.906	+1.108	5	1:00.906	+1.108				
6	59.776	+0.794	6	1:00.365	+0.567	6	1:00.365	+0.567				
7	1:00.379	+1.397	7	1:00.243	+0.445	7	1:00.243	+0.445				
8	1:00.920	+1.938	8	<b>59.798</b>		8	<b>59.798</b>					
9	59.788	+0.806	9	1:00.163	+0.365	9	1:00.163	+0.365				
10	1:00.403	+1.421	10	1:00.121	+0.323	10	1:00.121	+0.323				
11	<b>58.982</b>		11	1:00.409	+0.611	11	1:00.409	+0.611				
<u>(23) Ben Conway Global GT Light / 600cc</u>			<u>(128) Mark Twomey Global GT Light / 600cc</u>	1	1:03.376	+2.489						
1	1:02.944	+3.093	2	<b>1:00.887</b>		2	<b>1:00.887</b>					
2	1:00.622	+0.771	3	1:01.186	+0.299	3	1:01.186	+0.299				
3	1:00.626	+0.775	4	1:02.346	+1.459	4	1:02.346	+1.459				
4	1:00.656	+0.805	5	1:01.550	+0.663	5	1:01.550	+0.663				
5	1:00.715	+0.864										
6	1:00.026	+0.175										
7	<b>59.851</b>											
8	1:00.535	+0.684										

Clerk of the Course: Ian Beatty

Orbits

Race Control: John Morris

Chief Timekeeper: Paul Grogan

These results are provisional until conclusion of any judicial/tech matters

www.mylaps.com

Licensed to: Mondello Park Racing Circuit



**Mondello Park Sports Club Race Meeting**

**Sorted on Laps**

Formula Libre

Mondello Park National Circuit 1.850 Km

Race 2

10/04/2011 16:20

Race (15:00 Time) started at 16:50:12

Pos	No.	Name	Laps	Diff	Gap	Total Tm	Best Tm	In Lap	Best Speed
1	31	Sylvie Mullins Gould GR37-Judd	17			15:16.368	51.810	6	128.547
2	1	Dan Daly Reynard F3000 / 3800cc	17	4.132	4.132	15:20.500	53.342	4	124.855
3	50	Eugene Heary Reynard 97 D / 3600cc	17	32.456	28.324	15:48.824	54.438	9	122.341
4	39	Peter Dwyer Dallara F399 / 2000cc	17	34.398	1.942	15:50.766	54.212	4	122.851
5	19	Eugene Heary Snr Reynard 93D / 4000cc	16	1 Lap	1 Lap	15:18.006	53.971	12	123.400
6	20	John Daly Lola / 3800cc	16	1 Lap	3.168	15:21.174	56.232	11	118.438
7	51	Eamon Matheson Mission T5 / 1300cc	16	1 Lap	0.729	15:21.903	55.960	8	119.014
8	12	Martin Daly Formula Renault / 2000cc	16	1 Lap	0.900	15:22.803	56.441	10	117.999
9	11	Gary Graham Formula Ireland / 2000cc	16	1 Lap	12.964	15:35.767	56.502	7	117.872
10	16	Fergus Flaherty Formula Renault / 2000cc	16	1 Lap	3.217	15:38.984	57.025	7	116.791
11	64	Philip Shields Formula Master / 2000cc	16	1 Lap	32.721	16:11.705	59.156	11	112.584
12	120	Jim Larkin Radical PR6 / 1500cc	15	2 Laps	1 Lap	15:41.332	59.558	11	111.824
Not classified									
DNF	6	Stephen Daly Formula Renault / 2000cc	14	DNF		13:03.342	55.135	14	120.794
DNF	21	Stanley Watson Formula Ireland / 2000cc	5	DNF		5:08.158	59.287	4	112.335
DNF	2	Donal Griffin Raynard 90D / 5000cc	3	DNF		3:03.022	55.819	2	119.314
DNS	44	Ivor Greenwood Radical Prosport / 1400cc		DNS				0	-

Margin of Victory	Avg. Speed	Best Lap Tm	Best Speed	Best Lap by
4.132	123.553	51.810	128.547	31 - Sylvie Mullins Gould GR37-Ji

Clerk of the Course: Ian Beatty

Orbits

Race Control: John Morris

Chief Timekeeper: Paul Grogan

www.mylaps.com

These results are provisional until conclusion of any judicial/tech matters

Licensed to: Mondello Park Racing Circuit

Printed: 10/04/2011 17:07:16



# Mondello Park Sports Club Race Meeting

Formula Libre

Mondello Park National Circuit 1.850 Km

Race 2

10/04/2011 16:20

Race (15:00 Time) started at 16:50:12

			10	55.005	+0.567	3	56.946	+0.714	16	57.836	+1.395
(31) Sylvie Mullins Gould GR37-Judd			11	55.945	+1.507	4	56.445	+0.213			
1	55.547	+3.737	12	55.630	+1.192	5	57.044	+0.812	(11) Gary Graham Formula Ireland / 2000c		
2	54.083	+2.273	13	55.890	+1.452	6	56.690	+0.458	1	1:03.681	+7.179
3	52.646	+0.836	14	55.565	+1.127	7	57.362	+1.130	2	59.549	+3.047
4	52.479	+0.669	15	55.576	+1.138	8	56.530	+0.298	3	59.946	+3.444
5	53.205	+1.395	16	55.578	+1.140	9	57.080	+0.848	4	58.752	+2.250
6	<b>51.810</b>		17	55.915	+1.477	10	57.583	+1.351	5	58.817	+2.315
7	53.408	+1.598				11	<b>56.232</b>		6	56.605	+0.103
8	54.343	+2.533	(39) Peter Dwyer Dallara F399 / 2000cc			12	57.567	+1.335	7	<b>56.502</b>	
9	53.675	+1.865	1	1:01.838	+7.626	13	57.502	+1.270	8	56.729	+0.227
10	52.690	+0.880	2	56.610	+2.398	14	58.379	+2.147	9	56.929	+0.427
11	53.470	+1.660	3	56.253	+2.041	15	58.257	+2.025	10	58.428	+1.926
12	55.735	+3.925	4	<b>54.212</b>		16	56.902	+0.670	11	57.195	+0.693
13	53.929	+2.119	5	54.980	+0.768				12	57.804	+1.302
14	54.380	+2.570	6	55.102	+0.890	(51) Eamon Matheson Mission T5 / 1300cc			13	57.305	+0.803
15	53.670	+1.860	7	55.282	+1.070	1	1:00.525	+4.565	14	57.287	+0.785
16	54.417	+2.607	8	55.174	+0.962	2	56.160	+0.200	15	57.535	+1.033
17	56.881	+5.071	9	55.252	+1.040	3	59.733	+3.773	16	56.966	+0.464
			10	55.246	+1.034	4	56.601	+0.641			
(1) Dan Daly Reynard F3000 / 3800cc			11	55.484	+1.272	5	56.665	+0.705	(16) Fergus Flaherty Formula Renault / 2000c		
1	56.501	+3.159	12	55.540	+1.328	6	56.621	+0.661	1	1:03.562	+6.537
2	53.853	+0.511	13	55.374	+1.162	7	56.793	+0.833	2	59.587	+2.562
3	53.345	+0.003	14	55.221	+1.009	8	<b>55.960</b>		3	59.138	+2.113
4	<b>53.342</b>		15	55.831	+1.619	9	57.283	+1.323	4	58.617	+1.592
5	53.939	+0.597	16	56.589	+2.377	10	56.674	+0.714	5	58.131	+1.106
6	53.762	+0.420	17	55.566	+1.354	11	57.161	+1.201	6	57.727	+0.702
7	54.177	+0.835				12	57.686	+1.726	7	<b>57.025</b>	
8	53.758	+0.416	(19) Eugene Heary Snr Reynard 93D / 400			13	57.320	+1.360	8	57.457	+0.432
9	54.035	+0.693	1	59.302	+5.331	14	57.409	+1.449	9	57.320	+0.295
10	54.085	+0.743	2	56.493	+2.522	15	59.597	+3.637	10	58.950	+1.925
11	55.356	+2.014	3	56.957	+2.986	16	58.055	+2.095	11	57.573	+0.548
12	54.360	+1.018	4	55.739	+1.768				12	59.182	+2.157
13	54.271	+0.929	5	55.566	+1.595	(12) Martin Daly Formula Renault / 2000cc			13	58.212	+1.187
14	54.101	+0.759	6	55.321	+1.350	1	1:01.923	+5.482	14	57.602	+0.577
15	54.135	+0.793	7	55.016	+1.045	2	57.625	+1.184	15	58.186	+1.161
16	53.598	+0.256	8	55.018	+1.047	3	57.898	+1.457	16	57.915	+0.890
17	53.863	+0.521	9	55.742	+1.771	4	57.364	+0.923			
			10	55.852	+1.881	5	57.054	+0.613	(64) Philip Shields Formula Master / 2000cc		
(50) Eugene Heary Reynard 97 D / 3600cc			11	53.979	+0.008	6	56.968	+0.527	1	1:04.194	+5.038
1	1:01.697	+7.259	12	<b>53.971</b>		7	57.306	+0.865	2	59.877	+0.721
2	56.140	+1.702	13	54.669	+0.698	8	56.705	+0.264	3	59.584	+0.428
3	55.362	+0.924	14	54.402	+0.431	9	56.520	+0.079	4	59.357	+0.201
4	54.809	+0.371	15	56.306	+2.335	10	<b>56.441</b>		5	59.719	+0.563
5	55.093	+0.655	16	54.529	+0.558	11	57.386	+0.945	6	59.612	+0.456
6	55.316	+0.878				12	57.050	+0.609	7	59.623	+0.467
7	55.344	+0.906	(20) John Daly Lola / 3800cc			13	56.984	+0.543	8	1:02.032	+2.876
8	54.600	+0.162	1	1:01.389	+5.157	14	58.235	+1.794	9	1:00.124	+0.968
9	<b>54.438</b>		2	57.200	+0.968	15	56.989	+0.548	10	59.669	+0.513

Clerk of the Course: Ian Beatty

Orbits

Race Control: John Morris

Chief Timekeeper: Paul Grogan

www.mylaps.com

These results are provisional until conclusion of any judicial/tech matters

Licensed to: Mondello Park Racing Circuit



## Mondello Park Sports Club Race Meeting

Formula Libre

Mondello Park National Circuit 1.850 Km

Race 2

10/04/2011 16:20

Race (15:00 Time) started at 16:50:12

11	<b>59.156</b>		2	<b>55.819</b>	
12	1:01.773	+2.617	3	1:06.806	+10.987
13	1:00.390	+1.234			
14	1:00.847	+1.691			
15	1:00.122	+0.966			
16	1:01.701	+2.545			

(120) Jim Larkin Radical PR6 / 1500cc

1	1:13.283	+13.725
2	1:05.942	+6.384
3	1:02.473	+2.915
4	1:04.933	+5.375
5	1:00.896	+1.338
6	1:01.951	+2.393
7	1:00.596	+1.038
8	59.932	+0.374
9	1:01.323	+1.765
10	1:00.315	+0.757
11	<b>59.558</b>	
12	1:00.924	+1.366
13	1:01.538	+1.980
14	1:01.245	+1.687
15	1:00.872	+1.314

(6) Stephen Daly Formula Renault / 2000cc

1	1:00.455	+5.320
2	55.795	+0.660
3	55.762	+0.627
4	55.630	+0.495
5	56.607	+1.472
6	55.413	+0.278
7	55.189	+0.054
8	55.363	+0.228
9	55.227	+0.092
10	55.212	+0.077
11	55.350	+0.215
12	55.336	+0.201
13	55.671	+0.536
14	<b>55.135</b>	

(21) Stanley Watson Formula Ireland / 200

1	1:04.072	+4.785
2	1:01.127	+1.840
3	59.479	+0.192
4	<b>59.287</b>	
5	59.557	+0.270

(2) Donal Griffin Raynard 90D / 5000cc

1	59.638	+3.819
---	--------	--------

Clerk of the Course: Ian Beatty

Orbits

Race Control: John Morris

Chief Timekeeper: Paul Grogan

These results are provisional until conclusion of any judicial/tech matters

www.mylaps.com

Licensed to: Mondello Park Racing Circuit