

RESULTS BOOK

LMC RACE MEETING
11TH/12TH SEPTEMBER 2010



M


Chief Timekeeper: Paul Grogan
Email: paulgrogan@carlowcarclub.ie



LMC Leinster Trophy Race Meeting

LMC Leinster Trophy Race Meeting

Mondello International Circuit 3.503 Km



Date & Time	Group	Name	Type
11/09/2010			
10:00	Formula Vee	Qualifying 1	Qualifying
10:25	Formula Vee	Qualifying 2	Qualifying
10:50	Strykers & Global GT Lights	Qualifying	Qualifying
11:15	Historics	Qualifying	Qualifying
11:40	Formula Libre	Qualifying	Qualifying
12:05	Formula Vee	Qualifying Race	Race
12:06	Formula Vee	Qualifying Race (Re-Start)	Race
12:35	Strykers & Global GT Lights	Race 1	Race
14:00	Historics	Race 1	Race
14:30	Formula Libre	Race 1	Race
15:00	Strykers & Global GT Lights	Race 2	Race
15:30	Formula Vee	Final Race	Race
16:00	Historics	Race 2	Race
16:30	Fiat Punto Abarth	Qualifying	Qualifying
17:00	Formula Sheane Rover	Qualifying	Qualifying

12/09/2010			
09:30	Fiat Uno / Punto	Qualifying	Qualifying
09:55	ITCC	Qualifying	Qualifying
10:20	Ginetta Junior Ireland Supported by Micheli	Qualifying	Qualifying
10:45	Leinster Trophy - Formula Vee	Qualifying	Qualifying
11:15	Fiat Punto Abarth	Race 1	Race
11:45	Fiat Uno / Punto	Race 1	Race
12:15	ITCC	Race 1	Race
12:45	Ginetta Junior Ireland Supported by Micheli	Race 1	Race
14:00	Fiat Punto Abarth	Race 2	Race
14:30	Formula Libre	Race 2	Race
15:00	ITCC	Race 2	Race
15:30	Formula Sheane Rover	Race	Race

Class	Competitors	Class	Competitors
2010 FIAT PUNTO CHALLENGE	13		
2010 FIAT UNO CHALLENGE	18		
2010 FORMULA LIBRE	36		
2010 FORMULA VEE	50		
2010 GINETTA JUNIOR IRELAND	15		

Clerk of the Course: Mark Kelly

Orbits

Race Control: John Morris

Chief Timekeeper: Paul Grogan

www.mylaps.com

These results are provisional until conclusion of any judicial/tech matters


Licensed to: Mondello Park Racing Circuit



LMC Leinster Trophy Race Meeting

LMC Leinster Trophy Race Meeting

Mondello International Circuit 3.503 Km



Date & Time	Group	Name	Type
16:00	Fiat Uno / Punto	Race 2	Race
16:30	Leinster Trophy - Formula Vee	Race 1	Race
16:31	Leinster Trophy - Formula Vee	Race 1 (Re-Start)	Race
17:00	Ginetta Junior Ireland Supported by Micheli	Race 2	Race

Class	Competitors	Class	Competitors
2010 FIAT PUNTO CHALLENGE	13		
2010 FIAT UNO CHALLENGE	18		
2010 FORMULA LIBRE	36		
2010 FORMULA VEE	50		
2010 GINETTA JUNIOR IRELAND	15		

Clerk of the Course: Mark Kelly

Orbits

Race Control: John Morris

Chief Timekeeper: Paul Grogan

www.mylaps.com

These results are provisional until conclusion of any judicial/tech matters

Licensed to: Mondello Park Racing Circuit



LMC Leinster Trophy Race Meeting

Sorted on Best Lap time

Formula Vee

Mondello International Circuit 3.503 Km

Qualifying 1

11/09/2010 10:00

Qualifying (15:00 Time) started at 10:05:42

Pos	No.	Name	Best Tm	Diff	Best Speed	In Lap
1	40	Joe Smith Sheane Formula Vee / 1600cc	2:06.534		99.663	2
2	37	Damien Murphy Sheane Formula Vee / 1600cc	2:06.663	0.129	99.562	2
3	3	Javier Pernas Leastone JN002 / 1600cc	2:09.305	2.771	97.528	2
4	69	David Kelly Sheane Formula Vee / 1600cc	2:09.315	2.781	97.520	1
5	25	Gavin Barr Leastone JH002 Formula Vee / 1600cc	2:10.370	3.836	96.730	1
6	31	Philip Lawless Sheane Formula Vee / 1600cc	2:10.996	4.462	96.269	2
7	29	Philip Devlin Sheane Formula Vee / 1600cc	2:11.536	5.002	95.873	2
8	41	Ken Foley Sheane Formula Vee / 1600cc	2:13.956	7.422	94.141	1
9	67	Damian Murphy Leastone JH004 Formula Vee / 1600cc	2:14.913	8.379	93.474	2
10	50	Gordon Halnon Sheane Formula Vee / 1600cc	2:14.970	8.436	93.434	1
11	99	Paula Moore Leastone 004 Formula Vee / 1600cc	2:15.771	9.237	92.883	2
12	22	Paul Homer Leastone JH002 / 1600cc	2:18.921	12.387	90.777	1
13	27	Shane O Riordan Sheane Formula Vee / 1600cc	2:19.309	12.775	90.524	1
14	141	Ian Thornton Formula Vee / 1600cc	2:21.755	15.221	88.962	1
15	20	Paddy Cahill Formula Vee / 1600cc	2:23.650	17.116	87.788	2
16	21	Tim O'Flaherty Formula Vee / 1600cc	2:26.044	19.510	86.349	1
17	138	Niall McGahon Sheane Formula Vee / 1600cc	2:52.920	46.386	72.929	2

Clerk of the Course: Mark Kelly

Orbits

Race Control: John Morris

Chief Timekeeper: Paul Grogan

www.mylaps.com

These results are provisional until conclusion of any judicial/tech matters

Licensed to: Mondello Park Racing Circuit

Printed: 11/09/2010 11:20:31



LMC Leinster Trophy Race Meeting

Formula Vee

Mondello International Circuit 3.503 Km

Qualifying 1

11/09/2010 10:00

Qualifying (15:00 Time) started at 10:05:42

<u>(40) Joe Smith Sheane Formula Vee / 160C</u>			<u>p4 10:12.782 +8:01.786</u>			<u>2 2:20.221 +0.912</u>		
1	2:07.027	+0.493	5	3:02.642	+51.646	3	2:30.128	+10.819
2	2:06.534		6	2:31.537	+20.541	4	9:43.751	+7:24.442
3	2:19.460	+12.926	<u>(29) Philip Devlin Sheane Formula Vee / 160C</u>			5	2:46.994	+27.685
4	10:03.963	+7:57.429	1	2:14.991	+3.455	6	2:39.766	+20.457
5	2:30.447	+23.913	2	2:11.536		7	2:37.453	+18.144
6	2:24.495	+17.961	3	2:22.257	+10.721	<u>(141) Ian Thornton Formula Vee / 1600cc</u>		
7	2:26.110	+19.576	4	10:07.978	+7:56.442	1	2:21.755	
<u>(37) Damien Murphy Sheane Formula Vee</u>			5	2:30.650	+19.114	2	2:34.249	+12.493
1	2:07.390	+0.727	6	2:45.513	+33.977	p3	9:07.180	+6:45.425
2	2:06.663		7	2:28.429	+16.893	4	2:58.703	+36.947
3	2:17.188	+10.525	<u>(41) Ken Foley Sheane Formula Vee / 160C</u>			5	2:59.324	+37.568
4	10:18.429	+8:11.766	1	2:13.956		<u>(20) Paddy Cahill Formula Vee / 1600cc</u>		
5	2:39.504	+32.841	2	2:18.367	+4.411	1	2:32.195	+8.545
6	2:20.929	+14.266	3	2:24.148	+10.192	2	2:23.650	
7	2:21.171	+14.508	<u>(67) Damian Murphy Leystone JH004 Form</u>			3	2:30.784	+7.134
<u>(3) Javier Pernas Leystone JN002 / 1600cc</u>			1	2:19.541	+4.628	p4	9:34.618	+7:10.968
1	2:10.058	+0.753	2	2:14.913		5	2:42.012	+18.362
2	2:09.305		3	2:21.997	+7.084	6	2:38.957	+15.307
3	2:36.514	+27.209	4	10:54.085	+8:39.172	7	2:34.544	+10.894
p4	11:43.754	+9:34.449	5	4:39.712	+2:24.799	<u>(21) Tim O'Flaherty Formula Vee / 1600cc</u>		
5	2:31.588	+22.283	<u>(50) Gordon Halnon Sheane Formula Vee /</u>			1	2:26.044	
6	2:27.212	+17.907	1	2:14.970		2	2:26.893	+0.849
<u>(69) David Kelly Sheane Formula Vee / 16C</u>			2	2:23.756	+8.786	3	2:34.390	+8.346
1	2:09.315		3	12:25.547	+10:10.577	4	12:40.161	+10:14.117
2	2:19.314	+9.999	4	2:27.376	+12.406	5	2:53.844	+27.800
3	2:19.100	+9.785	5	2:27.592	+12.622	<u>(138) Niall McGahon Sheane Formula Vee /</u>		
4	10:07.525	+7:58.210	<u>(99) Paula Moore Leystone 004 Formula Vee</u>			1	2:44.894	-8.025
5	2:28.779	+19.464	1	2:19.756	+3.985	2	2:52.920	
6	2:29.486	+20.171	2	2:15.771		<u>(25) Gavin Barr Leystone JH002 Formula V</u>		
7	2:22.428	+13.113	3	2:35.382	+19.611	1	2:10.370	
<u>(25) Gavin Barr Leystone JH002 Formula V</u>			p4	9:56.442	+7:40.671	2	2:11.933	+1.562
1	2:10.370		5	2:41.263	+25.492	3	2:23.234	+12.863
2	2:11.933	+1.562	6	3:04.012	+48.241	p4	10:12.444	+8:02.074
3	2:23.234	+12.863	<u>(22) Paul Homer Leystone JH002 / 1600cc</u>			5	2:39.773	+29.402
p4	10:12.444	+8:02.074	1	2:18.921		6	2:26.407	+16.036
5	2:39.773	+29.402	2	2:28.492	+9.571	7	2:26.889	+16.518
6	2:26.407	+16.036	3	2:26.320	+7.399	<u>(31) Philip Lawless Sheane Formula Vee /</u>		
7	2:26.889	+16.518	4	9:39.731	+7:20.810	1	2:12.907	+1.911
<u>(31) Philip Lawless Sheane Formula Vee /</u>			5	2:39.901	+20.980	2	2:10.996	
1	2:12.907	+1.911	<u>(27) Shane O Riordan Sheane Formula Vee</u>			3	2:40.557	+29.561
2	2:10.996		1	2:19.309				
3	2:40.557	+29.561						

Clerk of the Course: Mark Kelly

Orbits

Race Control: John Morris

Chief Timekeeper: Paul Grogan

These results are provisional until conclusion of any judicial/tech matters

www.mylaps.com

Licensed to: Mondello Park Racing Circuit

Printed: 11/09/2010 11:20:48


LMC Leinster Trophy Race Meeting
Sorted on Best Lap time


Formula Vee

Mondello International Circuit 3.503 Km

Qualifying 2

11/09/2010 10:25

Qualifying (15:00 Time) started at 10:35:49



Pos	No.	Name	Best Tm	Diff	Best Speed	In Lap
1	96	Ray Moore Leastone 04 Formula Vee / 1600cc	2:15.925		92.778	7
2	5	Daniel Polley Leastone Formula Vee / 1600cc	2:16.154	0.229	92.622	7
3	1	Brian Kelly Sheane Formula Vee / 1600cc	2:16.172	0.247	92.609	7
4	38	Lloyd Murphy Formula Vee / 1600cc	2:16.913	0.988	92.108	5
5	2	Robbie Allen Sheane Formula Vee / 1600cc	2:19.350	3.425	90.497	6
6	52	Roy Halnon Formula Vee / 1600cc	2:19.558	3.633	90.362	7
7	66	Trevor Delaney Sheane Formula Vee / 1600cc	2:19.736	3.811	90.247	2
8	4	Adam McAulay Sheane FV 01 Formula Vee / 1600cc	2:19.870	3.945	90.161	7
9	6	Robert Casey Formula Vee / 1600cc	2:20.745	4.820	89.600	6
10	14	Morgan McCourt Kers Leastone Formula Vee / 1600cc	2:21.941	6.016	88.845	2
11	57	Ger Byrne Sheane Formula Vee / 1600cc	2:23.452	7.527	87.910	6
12	46	Mick Sammon Sheane Formula Vee / 1600cc	2:25.077	9.152	86.925	2
13	28	Aidan Byrne Sheane 00 Formula Vee / 1600cc	2:26.259	10.334	86.222	6
14	12	William Callaghan Sheane Formula Vee / 1600cc	2:28.406	12.481	84.975	3
15	8	Jimmy Furlong Sheane Formula Vee / 1600cc	2:57.394	41.469	71.089	1

Clerk of the Course: Mark Kelly

Orbits

Race Control: John Morris

Chief Timekeeper: Paul Grogan

www.mylaps.com

These results are provisional until conclusion of any judicial/tech matters

Licensed to: Mondello Park Racing Circuit

Printed: 11/09/2010 10:54:08



LMC Leinster Trophy Race Meeting

Formula Vee

Mondello International Circuit 3.503 Km

Qualifying 2

11/09/2010 10:25

Qualifying (15:00 Time) started at 10:35:49

			4	2:33.277	+13.719	4	2:43.700	+18.623
(96) Ray Moore Leastone 04 Formula Vee /			5	2:24.169	+4.611	5	2:42.596	+17.519
1	2:25.887	+9.962	6	2:20.527	+0.969	6	2:27.547	+2.470
2	2:16.859	+0.934	7	2:19.558				
3	2:17.278	+1.353				(28) Aidan Byrne Sheane 00 Formula Vee /		
4	2:17.367	+1.442	(66) Trevor Delaney Sheane Formula Vee /			1	2:32.656	+6.397
5	2:17.741	+1.816	1	2:40.068	+20.332	2	2:26.481	+0.222
6	2:17.293	+1.368	2	2:19.736		3	2:26.679	+0.420
7	2:15.925		3	2:21.266	+1.530	4	2:28.236	+1.977
			4	2:19.763	+0.027	5	2:26.964	+0.705
(5) Daniel Polley Leastone Formula Vee / 1			5	2:19.948	+0.212	6	2:26.259	
1	2:41.292	+25.138	6	2:20.749	+1.013	(12) William Callaghan Sheane Formula Ve		
2	2:19.165	+3.011	7	2:20.721	+0.985	1	3:20.100	+51.694
3	2:17.953	+1.799	(4) Adam McAulay Sheane FV 01 Formula			2	7:43.117	+5:14.711
4	2:17.705	+1.551	1	2:25.860	+5.990	3	2:28.406	
5	2:16.619	+0.465	2	2:20.085	+0.215	4	2:40.542	+12.136
6	2:17.804	+1.650	3	2:21.063	+1.193	(8) Jimmy Furlong Sheane Formula Vee / 1		
7	2:16.154		4	2:20.017	+0.147	1	2:57.394	
(1) Brian Kelly Sheane Formula Vee / 1600			5	2:21.574	+1.704			
1	2:22.027	+5.855	6	2:20.692	+0.822			
2	2:17.557	+1.385	7	2:19.870				
3	2:18.657	+2.485	(6) Robert Casey Formula Vee / 1600cc			1	2:29.220	+8.475
4	2:16.865	+0.693	2	2:23.774	+3.029	2	2:23.774	+3.029
5	2:17.579	+1.407	3	2:24.623	+3.878	3	2:24.623	+3.878
6	2:16.679	+0.507	4	2:23.757	+3.012	4	2:23.757	+3.012
7	2:16.172		5	2:23.034	+2.289	5	2:23.034	+2.289
(38) Lloyd Murphy Formula Vee / 1600cc			6	2:20.745		6	2:20.745	
1	5:04.022	+2:47.109	7	2:30.691	+9.946	(14) Morgan McCourt Kers Leastone Formu		
2	2:23.115	+6.202				1	2:30.441	+8.500
3	2:18.888	+1.975				2	2:21.941	
4	2:18.568	+1.655				3	2:22.547	+0.606
5	2:16.913					(57) Ger Byrne Sheane Formula Vee / 1600		
6	2:17.170	+0.257				1	2:44.020	+20.568
(2) Robbie Allen Sheane Formula Vee / 1600						2	2:24.840	+1.388
1	2:25.628	+6.278				3	2:32.397	+8.945
2	2:20.095	+0.745				4	2:24.422	+0.970
3	2:19.789	+0.439				5	2:24.089	+0.637
4	3:04.872	+45.522				6	2:23.452	
5	2:23.881	+4.531				(52) Roy Halnon Formula Vee / 1600cc		
6	2:19.350					1	2:33.936	+14.378
7	2:19.486	+0.136				2	2:20.186	+0.628
(2) Robbie Allen Sheane Formula Vee / 1600						3	2:19.847	+0.289
1	2:25.628	+6.278				(46) Mick Sammon Sheane Formula Vee /		
2	2:20.095	+0.745				1	2:32.407	+7.330
3	2:19.789	+0.439				2	2:25.077	
4	3:04.872	+45.522				3	2:38.825	+13.748
5	2:23.881	+4.531						
6	2:19.350							
7	2:19.486	+0.136						
(52) Roy Halnon Formula Vee / 1600cc								
1	2:33.936	+14.378						
2	2:20.186	+0.628						
3	2:19.847	+0.289						
(46) Mick Sammon Sheane Formula Vee /								
1	2:32.407	+7.330						
2	2:25.077							
3	2:38.825	+13.748						

Clerk of the Course: Mark Kelly

Orbits

Race Control: John Morris

Chief Timekeeper: Paul Grogan

These results are provisional until conclusion of any judicial/tech matters

www.mylaps.com

Licensed to: Mondello Park Racing Circuit

Printed: 11/09/2010 10:54:45




LMC Leinster Trophy Race Meeting

Formula Vee

Mondello International Circuit 3.503 Km

Qualifying Combined



Pos	No.	Name	Overall BestTm	Diff	Gap
1	40	Joe Smith Sheane Formula Vee / 1600cc	2:06.534		
2	37	Damien Murphy Sheane Formula Vee / 1600cc	2:06.663	0.129	0.129
3	3	Javier Pernas Leastone JN002 / 1600cc	2:09.305	2.771	2.642
4	69	David Kelly Sheane Formula Vee / 1600cc	2:09.315	2.781	0.010
5	25	Gavin Barr Leastone JH002 Formula Vee / 1600cc	2:10.370	3.836	1.055
6	31	Philip Lawless Sheane Formula Vee / 1600cc	2:10.996	4.462	0.625
7	29	Philip Devlin Sheane Formula Vee / 1600cc	2:11.536	5.002	0.540
8	41	Ken Foley Sheane Formula Vee / 1600cc	2:13.956	7.422	2.420
9	67	Damian Murphy Leastone JH004 Formula Vee / 1600cc	2:14.913	8.379	0.957
10	50	Gordon Halnon Sheane Formula Vee / 1600cc	2:14.970	8.436	0.057
11	99	Paula Moore Leastone 004 Formula Vee / 1600cc	2:15.771	9.237	0.801
12	96	Ray Moore Leastone 04 Formula Vee / 1600cc	2:15.925	9.391	0.154
13	5	Daniel Polley Leastone Formula Vee / 1600cc	2:16.154	9.620	0.229
14	1	Brian Kelly Sheane Formula Vee / 1600cc	2:16.172	9.638	0.018
15	38	Lloyd Murphy Formula Vee / 1600cc	2:16.913	10.379	0.741
16	22	Paul Homer Leastone JH002 / 1600cc	2:18.921	12.387	2.008
17	27	Shane O Riordan Sheane Formula Vee / 1600cc	2:19.309	12.775	0.388
18	2	Robbie Allen Sheane Formula Vee / 1600cc	2:19.350	12.816	0.041
19	52	Roy Halnon Formula Vee / 1600cc	2:19.558	13.024	0.208
20	66	Trevor Delaney Sheane Formula Vee / 1600cc	2:19.736	13.202	0.178
21	4	Adam McAulay Sheane FV 01 Formula Vee / 1600cc	2:19.870	13.336	0.134
22	6	Robert Casey Formula Vee / 1600cc	2:20.745	14.211	0.875
23	141	Ian Thornton Formula Vee / 1600cc	2:21.755	15.221	1.010
24	14	Morgan McCourt Kers Leastone Formula Vee / 1600cc	2:21.941	15.407	0.185
25	57	Ger Byrne Sheane Formula Vee / 1600cc	2:23.452	16.918	1.511
26	20	Paddy Cahill Formula Vee / 1600cc	2:23.650	17.116	0.198
27	46	Mick Sammon Sheane Formula Vee / 1600cc	2:25.077	18.543	1.427
28	21	Tim O'Flaherty Formula Vee / 1600cc	2:26.044	19.510	0.967
29	28	Aidan Byrne Sheane 00 Formula Vee / 1600cc	2:26.259	19.725	0.215
30	12	William Callaghan Sheane Formula Vee / 1600cc	2:28.406	21.872	2.147
31	138	Niall McGahon Sheane Formula Vee / 1600cc	2:52.920	46.386	24.514
32	8	Jimmy Furlong Sheane Formula Vee / 1600cc	2:57.394	50.860	4.474

Clerk of the Course: Mark Kelly

Orbits

Race Control: John Morris

Chief Timekeeper: Paul Grogan

www.mylaps.com

These results are provisional until conclusion of any judicial/tech matters

Licensed to: Mondello Park Racing Circuit

Printed: 12/09/2010 17:31:39


LMC Leinster Trophy Race Meeting
Sorted on Best Lap time

Strykers & Global GT Lights

Mondello International Circuit 3.503 Km

Qualifying

11/09/2010 10:50

Qualifying (15:00 Time) started at 10:56:25



Pos	No.	Name	Best Tm	Diff	Best Speed	In Lap
1	88	Damien Roddy Stryker / 1800cc	2:09.328		97.510	7
2	69	Mark Braden Global GT Light / 600cc	2:11.076	1.748	96.210	7
3	77	Alan Watkins Stryker / 1800cc	2:11.575	2.247	95.845	7
4	70	Johnny Flynn Global GT Light / 600cc	2:11.933	2.605	95.585	6
5	53	Paul Yeomans Stryker / 1800cc	2:13.894	4.566	94.185	6
6	73	Stephen Ross Stryker / 1800cc	2:14.488	5.160	93.769	6
7	57	Derek Behan Global GT Light / 600cc	2:16.855	7.527	92.147	6
8	54	Ivor Miller Global GT Light / 600cc	2:17.352	8.024	91.814	7
9	72	Cormac Galvin Stryker / 1800cc	2:19.151	9.823	90.627	6
10	48	Alan Byrne Global GT Light / 600cc	2:19.398	10.070	90.466	5
11	128	Mark Twomey Global GT Light / 600cc	2:20.149	10.821	89.981	6
12	23	Ben Conway Global GT Light / 600cc	2:20.948	11.620	89.471	6
13	50	Pat Bergin Stryker / 1800cc	2:22.537	13.209	88.474	6
14	50	John Conway Global GT Light / 600cc	2:23.202	13.874	88.063	6
15	8	Roger Welaratne Stryker / 1800cc	2:23.444	14.116	87.914	3
16	63	Derek Hogan Global GT Light / 600cc	2:28.566	19.238	84.883	2
17	5	Joe Maher Stryker / 1800cc	2:40.865	31.537	78.394	2

Clerk of the Course: Mark Kelly

Orbits

Race Control: John Morris

Chief Timekeeper: Paul Grogan

www.mylaps.com

These results are provisional until conclusion of any judicial/tech matters

Licensed to: Mondello Park Racing Circuit

Printed: 11/09/2010 11:14:59



LMC Leinster Trophy Race Meeting

Strykers & Global GT Lights

Mondello International Circuit 3.503 Km

Qualifying

11/09/2010 10:50

Qualifying (15:00 Time) started at 10:56:25

	5	2:17.711	+3.223	3	2:23.939	+2.991				
(88) Damien Roddy Stryker / 1800cc	6	2:14.488		4	2:44.869	+23.921				
1	2:50.098	+40.770	7	2:39.708	+25.220	5	2:25.750	+4.802		
2	2:20.212	+10.884		6	2:20.948					
3	2:19.065	+9.737	(57) Derek Behan Global GT Light / 600cc	1	2:27.661	+10.806	(50) Pat Bergin Stryker / 1800cc	1	2:43.322	+20.785
4	2:19.173	+9.845	2	2:34.987	+18.132	2	2:52.713	+30.176		
5	2:13.949	+4.621	3	2:17.474	+0.619	3	2:31.527	+8.990		
6	2:11.900	+2.572	4	2:23.791	+6.936	4	2:29.959	+7.422		
7	2:09.328		5	2:25.635	+8.780	5	2:28.548	+6.011		
			6	2:16.855		6	2:22.537			
(69) Mark Braden Global GT Light / 600cc			(54) Ivor Miller Global GT Light / 600cc	1	2:34.959	+17.607	(50) John Conway Global GT Light / 600cc	1	2:40.144	+16.942
1	2:29.096	+18.020	2	2:23.479	+6.127	2	2:31.848	+8.646		
2	2:36.229	+25.153	3	2:26.256	+8.904	3	2:30.797	+7.595		
3	2:17.367	+6.291	4	2:22.582	+5.230	4	2:33.842	+10.640		
4	2:16.666	+5.590	5	2:21.813	+4.461	5	2:28.632	+5.430		
5	2:14.762	+3.686	6	2:32.130	+14.778	6	2:23.202			
6	2:12.669	+1.593	7	2:17.352						
7	2:11.076		(72) Cormac Galvin Stryker / 1800cc	1	2:43.830	+24.679	(8) Roger Welaratne Stryker / 1800cc	1	2:41.854	+18.410
(77) Alan Watkins Stryker / 1800cc			2	2:36.143	+16.992	2	2:24.683	+1.239		
1	2:28.060	+16.485	3	2:21.154	+2.003	3	2:23.444			
2	2:20.701	+9.126	4	2:21.532	+2.381	4	2:35.544	+12.100		
3	2:21.998	+10.423	5	2:35.282	+16.131	5	2:24.473	+1.029		
4	2:17.831	+6.256	6	2:19.151		6	2:23.908	+0.464		
5	2:15.723	+4.148								
6	2:15.152	+3.577	(48) Alan Byrne Global GT Light / 600cc	1	2:40.938	+21.540	(63) Derek Hogan Global GT Light / 600cc	1	2:39.640	+11.074
7	2:11.575		2	2:35.114	+15.716	2	2:28.566			
			3	2:25.709	+6.311					
(70) Johnny Flynn Global GT Light / 600cc			4	2:23.807	+4.409	(5) Joe Maher Stryker / 1800cc	1	2:39.223	-1.641	
1	2:23.071	+11.138	5	2:19.398		2	2:40.865			
2	2:19.425	+7.492	6	2:35.635	+16.237					
3	2:16.247	+4.314								
4	2:14.905	+2.972	(128) Mark Twomey Global GT Light / 600cc	1	2:40.192	+20.043				
5	2:12.497	+0.564	2	2:28.015	+7.866					
6	2:11.933		3	2:27.157	+7.008					
			4	2:22.496	+2.347					
(53) Paul Yeomans Stryker / 1800cc			5	2:21.286	+1.137					
1	2:39.204	+25.310	6	2:20.149						
2	2:38.699	+24.805	7	2:39.697	+19.548					
3	2:35.722	+21.828								
4	2:18.833	+4.939	(23) Ben Conway Global GT Light / 600cc	1	2:35.879	+14.931				
5	2:17.008	+3.114	2	2:26.885	+5.937					
6	2:13.894									
(73) Stephen Ross Stryker / 1800cc										
1	2:40.720	+26.232								
2	2:29.423	+14.935								
3	2:24.406	+9.918								
4	2:23.039	+8.551								

Clerk of the Course: Mark Kelly

Orbits

Race Control: John Morris

Chief Timekeeper: Paul Grogan

These results are provisional until conclusion of any judicial/tech matters

www.mylaps.com

Licensed to: Mondello Park Racing Circuit

Printed: 11/09/2010 11:16:16



LMC Leinster Trophy Race Meeting

Sorted on Best Lap time

Historics Mondello International Circuit 3.503 Km

Qualifying 11/09/2010 11:15

Qualifying (15:00 Time) started at 11:22:39

Pos	No.	Name	Best Tm	Diff	Best Speed	In Lap
1	15	Alan Kessie Gryphon / 1600cc	1:56.548		108.203	7
2	23	Jackie Cochrane Sunbeam Tiger / 4700cc	1:59.806	3.258	105.260	7
3	89	Bernard Foley MGB GT V8 / 3900cc	2:03.608	7.060	102.023	7
4	6	Edmund Cassidy Sunbeam Tiger	2:03.786	7.238	101.876	5
5	7	Billy Crosbie Lotus 7 / 1650cc	2:04.134	7.586	101.590	6
6	253	Leo Nulty Davrian Imp / 998cc	2:06.255	9.707	99.884	4
7	55	John Cardoo Austin Mini / 1380cc	2:06.606	10.058	99.607	4
8	16	Tommy Doherty Ford Capri / 3000cc	2:06.991	10.443	99.305	4
9	51	Peter Murray BMW 6 Series	2:14.167	17.619	93.993	6
10	42	Matt Dunne MG Midget / 1460cc	2:14.408	17.860	93.825	6
11	88	David Moloney MG Midget / 1275cc	2:14.736	18.188	93.596	6
12	17	Ian Thornton VW Golf / 1600cc	2:16.546	19.998	92.356	6
13	62	Barry Smith Austin Healy Sprite / 1330cc	2:18.175	21.627	91.267	5
14	44	Mark Egan Porsche / 3200cc	2:19.473	22.925	90.418	4
15	41	Liam Ruth MG Midget / 1300cc	2:19.703	23.155	90.269	4
16	72	Wolfgang Schnittger MG Midget / 1275cc	2:19.754	23.206	90.236	6
17	99	Vincent O'Reilly Austin Healy / 1400cc	2:21.265	24.717	89.271	3
18	171	Michael Larkin Porsche / TBA			-	0

Clerk of the Course: Mark Kelly

Orbits

Race Control: John Morris

Chief Timekeeper: Paul Grogan

www.mylaps.com

These results are provisional until conclusion of any judicial/tech matters

Licensed to: Mondello Park Racing Circuit

Printed: 11/09/2010 11:41:16



LMC Leinster Trophy Race Meeting

Historics Mondello International Circuit 3.503 Km

Qualifying 11/09/2010 11:15

Qualifying (15:00 Time) started at 11:22:39

<u>(15) Alan Kessie Gryphon / 1600cc</u>			<u>(55) John Cardoo Austin Mini / 1380cc</u>			3	2:25.280	+7.105
1	2:19.756	+23.208	1	2:31.024	+24.418	4	2:25.323	+7.148
2	2:02.062	+5.514	2	2:14.205	+7.599	5	2:18.175	
3	2:01.696	+5.148	3	2:08.957	+2.351	6	2:18.916	+0.741
4	1:59.823	+3.275	4	2:06.606		<u>(44) Mark Egan Porsche / 3200cc</u>		
5	2:02.219	+5.671	<u>(16) Tommy Doherty Ford Capri / 3000cc</u>			1	2:28.767	+9.294
6	1:57.637	+1.089	1	2:15.420	+8.429	2	2:23.141	+3.668
7	1:56.548		2	2:08.600	+1.609	3	2:24.036	+4.563
<u>(23) Jackie Cochrane Sunbeam Tiger / 470</u>			3	2:08.434	+1.443	4	2:19.473	
1	2:59.454	+59.648	4	2:06.991		<u>(41) Liam Ruth MG Midget / 1300cc</u>		
2	2:10.741	+10.935	<u>(51) Peter Murray BMW 6 Series</u>			1	2:43.306	+23.603
3	2:06.513	+6.707	1	2:39.555	+25.388	2	2:25.731	+6.028
4	2:02.472	+2.666	2	2:29.661	+15.494	3	2:38.424	+18.721
5	2:01.558	+1.752	3	2:18.929	+4.762	4	2:19.703	
6	2:00.435	+0.629	4	2:15.922	+1.755	5	2:23.672	+3.969
7	1:59.806		5	2:15.157	+0.990	<u>(72) Wolfgang Schnittger MG Midget / 127</u>		
<u>(89) Bernard Foley MGB GT V8 / 3900cc</u>			6	2:14.167		1	2:35.634	+15.880
1	2:24.372	+20.764	7	2:17.833	+3.666	2	2:26.901	+7.147
2	2:12.317	+8.709	<u>(42) Matt Dunne MG Midget / 1460cc</u>			3	2:23.910	+4.156
3	2:06.831	+3.223	1	2:56.169	+41.761	4	2:20.826	+1.072
4	2:05.397	+1.789	2	2:22.878	+8.470	5	2:20.046	+0.292
5	2:04.190	+0.582	3	2:21.754	+7.346	6	2:19.754	
6	2:04.167	+0.559	4	2:24.693	+10.285	<u>(99) Vincent O'Reilly Austin Healy / 1400cc</u>		
7	2:03.608		5	2:17.762	+3.354	1	2:58.816	+37.551
<u>(6) Edmund Cassidy Sunbeam Tiger</u>			6	2:14.408		2	2:28.845	+7.580
p1	6:12.355	+4:08.569	<u>(88) David Moloney MG Midget / 1275cc</u>			3	2:21.265	
2	2:17.167	+13.381	1	2:39.336	+24.600	<u>(7) Billy Crosbie Lotus 7 / 1650cc</u>		
3	2:06.659	+2.873	2	2:23.460	+8.724	1	2:25.135	+21.001
4	2:04.727	+0.941	3	2:20.998	+6.262	2	2:09.817	+5.683
5	2:03.786		4	2:20.049	+5.313	3	2:07.045	+2.911
<u>(253) Leo Nulty Davrian Imp / 998cc</u>			5	2:19.808	+5.072	4	2:05.928	+1.794
1	2:21.771	+15.516	6	2:14.736		5	2:05.041	+0.907
2	2:09.924	+3.669	<u>(17) Ian Thornton VW Golf / 1600cc</u>			6	2:04.134	
3	2:07.788	+1.533	1	2:21.853	+5.307	7	2:06.682	+2.548
4	2:06.255		2	2:19.682	+3.136	<u>(62) Barry Smith Austin Healy Sprite / 1330</u>		
<u>(6) Edmund Cassidy Sunbeam Tiger</u>			3	2:18.911	+2.365	1	2:42.015	+23.840
p1	6:12.355	+4:08.569	4	2:18.487	+1.941	2	2:27.362	+9.187
2	2:17.167	+13.381	5	2:18.424	+1.878	<u>(17) Ian Thornton VW Golf / 1600cc</u>		
3	2:06.659	+2.873	6	2:16.546		1	2:21.853	+5.307
4	2:04.727	+0.941	<u>(17) Ian Thornton VW Golf / 1600cc</u>			2	2:19.682	+3.136
5	2:03.786		1	2:21.853	+5.307	3	2:18.911	+2.365
<u>(7) Billy Crosbie Lotus 7 / 1650cc</u>			2	2:19.682	+3.136	4	2:18.487	+1.941
1	2:25.135	+21.001	3	2:18.911	+2.365	5	2:18.424	+1.878
2	2:09.817	+5.683	4	2:18.487	+1.941	6	2:16.546	
3	2:07.045	+2.911	5	2:18.424	+1.878	<u>(62) Barry Smith Austin Healy Sprite / 1330</u>		
4	2:05.928	+1.794	6	2:16.546		1	2:42.015	+23.840
5	2:05.041	+0.907	<u>(17) Ian Thornton VW Golf / 1600cc</u>			2	2:27.362	+9.187
6	2:04.134		1	2:21.853	+5.307	<u>(62) Barry Smith Austin Healy Sprite / 1330</u>		
7	2:06.682	+2.548	2	2:19.682	+3.136	1	2:42.015	+23.840
<u>(253) Leo Nulty Davrian Imp / 998cc</u>			3	2:20.998	+6.262	2	2:27.362	+9.187
1	2:21.771	+15.516	4	2:20.049	+5.313	<u>(62) Barry Smith Austin Healy Sprite / 1330</u>		
2	2:09.924	+3.669	5	2:19.808	+5.072	1	2:42.015	+23.840
3	2:07.788	+1.533	6	2:14.736		2	2:27.362	+9.187
4	2:06.255		<u>(17) Ian Thornton VW Golf / 1600cc</u>			<u>(62) Barry Smith Austin Healy Sprite / 1330</u>		
<u>(6) Edmund Cassidy Sunbeam Tiger</u>			1	2:21.853	+5.307	<u>(62) Barry Smith Austin Healy Sprite / 1330</u>		
p1	6:12.355	+4:08.569	2	2:19.682	+3.136	<u>(62) Barry Smith Austin Healy Sprite / 1330</u>		
2	2:17.167	+13.381	3	2:18.911	+2.365	<u>(62) Barry Smith Austin Healy Sprite / 1330</u>		
3	2:06.659	+2.873	4	2:18.487	+1.941	<u>(62) Barry Smith Austin Healy Sprite / 1330</u>		
4	2:04.727	+0.941	5	2:18.424	+1.878	<u>(62) Barry Smith Austin Healy Sprite / 1330</u>		
5	2:03.786		6	2:16.546		<u>(62) Barry Smith Austin Healy Sprite / 1330</u>		
<u>(7) Billy Crosbie Lotus 7 / 1650cc</u>			<u>(17) Ian Thornton VW Golf / 1600cc</u>			<u>(62) Barry Smith Austin Healy Sprite / 1330</u>		
1	2:25.135	+21.001	1	2:21.853	+5.307	<u>(62) Barry Smith Austin Healy Sprite / 1330</u>		
2	2:09.817	+5.683	2	2:19.682	+3.136	<u>(62) Barry Smith Austin Healy Sprite / 1330</u>		
3	2:07.045	+2.911	3	2:18.911	+2.365	<u>(62) Barry Smith Austin Healy Sprite / 1330</u>		
4	2:05.928	+1.794	4	2:18.487	+1.941	<u>(62) Barry Smith Austin Healy Sprite / 1330</u>		
5	2:05.041	+0.907	5	2:18.424	+1.878	<u>(62) Barry Smith Austin Healy Sprite / 1330</u>		
6	2:04.134		6	2:16.546		<u>(62) Barry Smith Austin Healy Sprite / 1330</u>		
7	2:06.682	+2.548	<u>(17) Ian Thornton VW Golf / 1600cc</u>			<u>(62) Barry Smith Austin Healy Sprite / 1330</u>		
<u>(253) Leo Nulty Davrian Imp / 998cc</u>			1	2:21.853	+5.307	<u>(62) Barry Smith Austin Healy Sprite / 1330</u>		
1	2:21.771	+15.516	2	2:19.682	+3.136	<u>(62) Barry Smith Austin Healy Sprite / 1330</u>		
2	2:09.924	+3.669	3	2:18.911	+2.365	<u>(62) Barry Smith Austin Healy Sprite / 1330</u>		
3	2:07.788	+1.533	4	2:18.487	+1.941	<u>(62) Barry Smith Austin Healy Sprite / 1330</u>		
4	2:06.255		5	2:18.424	+1.878	<u>(62) Barry Smith Austin Healy Sprite / 1330</u>		
<u>(6) Edmund Cassidy Sunbeam Tiger</u>			6	2:16.546		<u>(62) Barry Smith Austin Healy Sprite / 1330</u>		
p1	6:12.355	+4:08.569	<u>(17) Ian Thornton VW Golf / 1600cc</u>			<u>(62) Barry Smith Austin Healy Sprite / 1330</u>		
2	2:17.167	+13.381	1	2:21.853	+5.307	<u>(62) Barry Smith Austin Healy Sprite / 1330</u>		
3	2:06.659	+2.873	2	2:19.682	+3.136	<u>(62) Barry Smith Austin Healy Sprite / 1330</u>		
4	2:04.727	+0.941	3	2:18.911	+2.365	<u>(62) Barry Smith Austin Healy Sprite / 1330</u>		
5	2:03.786		4	2:18.487	+1.941	<u>(62) Barry Smith Austin Healy Sprite / 1330</u>		
<u>(7) Billy Crosbie Lotus 7 / 1650cc</u>			5	2:18.424	+1.878	<u>(62) Barry Smith Austin Healy Sprite / 1330</u>		
1	2:25.135	+21.001	6	2:16.546		<u>(62) Barry Smith Austin Healy Sprite / 1330</u>		
2	2:09.817	+5.683	<u>(17) Ian Thornton VW Golf / 1600cc</u>			<u>(62) Barry Smith Austin Healy Sprite / 1330</u>		
3	2:07.045	+2.911	1	2:21.853	+5.307	<u>(62) Barry Smith Austin Healy Sprite / 1330</u>		
4	2:05.928	+1.794	2	2:19.682	+3.136	<u>(62) Barry Smith Austin Healy Sprite / 1330</u>		
5	2:05.041	+0.907	3	2:18.911	+2.365	<u>(62) Barry Smith Austin Healy Sprite / 1330</u>		
6	2:04.134		4	2:18.487	+1.941	<u>(62) Barry Smith Austin Healy Sprite / 1330</u>		
7	2:06.682	+2.548	5	2:18.424	+1.878	<u>(62) Barry Smith Austin Healy Sprite / 1330</u>		
<u>(253) Leo Nulty Davrian Imp / 998cc</u>			6	2:16.546		<u>(62) Barry Smith Austin Healy Sprite / 1330</u>		
1	2:21.771	+15.516	<u>(17) Ian Thornton VW Golf / 1600cc</u>			<u>(62) Barry Smith Austin Healy Sprite / 1330</u>		
2	2:09.924	+3.669	1	2:21.853	+5.307	<u>(62) Barry Smith Austin Healy Sprite / 1330</u>		
3	2:07.788	+1.533	2	2:19.682	+3.136	<u>(62) Barry Smith Austin Healy Sprite / 1330</u>		
4	2:06.255		3	2:18.911	+2.365	<u>(62) Barry Smith Austin Healy Sprite / 1330</u>		

Clerk of the Course: Mark Kelly

Orbits

Race Control: John Morris

Chief Timekeeper: Paul Grogan

These results are provisional until conclusion of any judicial/tech matters

www.mylaps.com

Licensed to: Mondello Park Racing Circuit

Printed: 11/09/2010 11:41:59


LMC Leinster Trophy Race Meeting
Sorted on Best Lap time

Formula Libre

Mondello International Circuit 3.503 Km

Qualifying

11/09/2010 11:40

Qualifying (15:00 Time) started at 11:42:00

Pos	No.	Name	Best Tm	Diff	Best Speed	In Lap
1	31	Sylvie Mullins Gould / 4000cc	1:33.637		134.678	8
2	3	Dan Daly Reynard F3000 / 3800cc	1:34.628	0.991	133.267	6
3	27	Paul Dagg Dallara F304 / 2000cc	1:37.507	3.870	129.332	6
4	23	Ken Fildes Ralt RT4 / 2500cc	1:39.874	6.237	126.267	8
5	6	Stephen Daly Formula Renault / 2000cc	1:41.253	7.616	124.547	7
6	39	Peter Dwyer Dallara F399 / 2000cc	1:42.044	8.407	123.582	6
7	7	Jonathan Fildes Formula Renault / 2000cc	1:43.981	10.344	121.280	1
8	74	Robert Butler Formula Renault / 2000cc	1:44.501	10.864	120.676	8
9	20	John Daly F3000 / 3800cc	1:44.569	10.932	120.598	5
10	44	Ivor Greenwood Radical Prosport / 1500cc	1:44.836	11.199	120.291	8
11	51	Eamon Matheson Mission T5 / 1300cc	1:44.923	11.286	120.191	8
12	19	John Downey Reynard 93D / 4500cc	1:45.412	11.775	119.633	7
13	11	Gary Graham Formula Ireland / 2000cc	1:46.747	13.110	118.137	5
14	15	Martin Daly TBA	1:48.602	14.965	116.119	8
15	1	Michael Roche Dallara F301	1:50.295	16.658	114.337	4
16	26	Paul Heavey Leastone F5 / 1000cc	1:50.923	17.286	113.690	2
17	8	Pat Casey Nemesis / 2000cc	1:51.271	17.634	113.334	3
18	111	Jack Frost Delara / ??	1:53.124	19.487	111.478	2
19	139	Cormac O'Brien Opel Lotus / 2000cc	1:53.403	19.766	111.203	6
20	46	David Cassidy Formula Ford / 1600cc	1:53.802	20.165	110.814	5
21	5	Dermot Nolan McKinley Reynard / 2000cc	1:55.542	21.905	109.145	2
22	43	Mark Dempsey Mygale SJ97 / 2000cc	1:56.247	22.610	108.483	5
23	81	Dean Laffey Reynard SF81 / 2000cc	1:56.551	22.914	108.200	4
24	16	Deirdre Delaney Van Dieman FVJ / 1600cc	2:08.276	34.639	98.310	5

Clerk of the Course: Mark Kelly

Orbits

Race Control: John Morris

Chief Timekeeper: Paul Grogan

www.mylaps.com

These results are provisional until conclusion of any judicial/tech matters

Licensed to: Mondello Park Racing Circuit

Printed: 11/09/2010 12:02:50



LMC Leinster Trophy Race Meeting

Formula Libre

Mondello International Circuit 3.503 Km

Qualifying

11/09/2010 11:40

Qualifying (15:00 Time) started at 11:42:00

<u>(31) Sylvie Mullins Gould / 4000cc</u>			7	1:41.253		4	1:48.208	+3.285	(111) Jack Frost Delara / ??	
1	1:50.655	+17.018	8	1:44.814	+3.561	5	1:47.607	+2.684	1 2:01.663 +8.539	
2	1:46.806	+13.169	<u>(39) Peter Dwyer Dallara F399 / 2000cc</u>			6	1:45.011	+0.088	2 1:53.124	
3	1:37.246	+3.609	1	2:09.661	+27.617	7	1:49.698	+4.775	3 1:55.645 +2.521	
4	2:28.122	+54.485	2	2:01.087	+19.043	8	1:44.923		<u>(139) Cormac O'Brien Opel Lotus / 2000cc</u>	
5	2:09.061	+35.424	3	1:46.833	+4.789	<u>(19) John Downey Reynard 93D / 4500cc</u>			1 2:12.734 +19.331	
6	1:40.125	+6.488	4	1:51.233	+9.189	1	2:08.341	+22.929	2 1:58.665 +5.262	
7	1:37.017	+3.380	5	1:44.242	+2.198	2	1:52.173	+6.761	3 1:59.542 +6.139	
8	1:33.637		6	1:42.044		3	1:49.901	+4.489	4 1:58.796 +5.393	
9	1:34.122	+0.485	7	1:42.928	+0.884	4	1:48.672	+3.260	5 1:53.480 +0.077	
<u>(3) Dan Daly Reynard F3000 / 3800cc</u>			8	1:44.098	+2.054	5	1:47.643	+2.231	6 1:53.403	
1	1:53.256	+18.628	<u>(7) Jonathan Fildes Formula Renault / 2000cc</u>			6	1:48.654	+3.242	7 1:54.265 +0.862	
2	1:48.656	+14.028	1	1:43.981		7	1:45.412		8 1:53.794 +0.391	
3	1:41.330	+6.702	<u>(74) Robert Butler Formula Renault / 2000cc</u>			8	1:56.083	+10.671	<u>(46) David Cassidy Formula Ford / 1600cc</u>	
4	1:38.345	+3.717	1	2:01.894	+17.393	<u>(11) Gary Graham Formula Ireland / 2000cc</u>			1 1:57.149 +3.347	
5	1:35.175	+0.547	2	1:47.859	+3.358	1	2:02.724	+15.977	2 1:55.378 +1.576	
6	1:34.628		3	1:46.860	+2.359	2	1:49.587	+2.840	3 1:55.420 +1.618	
7	1:36.272	+1.644	4	1:46.007	+1.506	3	1:47.853	+1.106	4 1:54.800 +0.998	
<u>(27) Paul Dagg Dallara F304 / 2000cc</u>			5	1:48.376	+3.875	4	1:46.792	+0.045	5 1:53.802	
1	1:50.377	+12.870	6	1:46.202	+1.701	5	1:46.747		6 1:58.762 +4.960	
2	1:42.656	+5.149	7	1:45.653	+1.152	<u>(15) Martin Daly TBA</u>			(5) Dermot Nolan McKinley Reynard / 2000cc	
3	1:41.295	+3.788	8	1:44.501		1	2:07.005	+18.403	1 2:10.497 +14.955	
4	1:38.736	+1.229	<u>(20) John Daly F3000 / 3800cc</u>			2	1:52.705	+4.103	2 1:55.542	
5	1:40.841	+3.334	1	1:51.058	+6.489	3	1:50.281	+1.679	<u>(43) Mark Dempsey Mygale SJ97 / 2000cc</u>	
6	1:37.507		2	1:49.468	+4.899	4	1:50.167	+1.565	1 2:13.136 +16.889	
7	1:45.664	+8.157	3	1:46.941	+2.372	5	1:51.703	+3.101	2 2:01.416 +5.169	
8	1:38.353	+0.846	4	1:46.742	+2.173	6	1:49.077	+0.475	3 1:58.094 +1.847	
<u>(23) Ken Fildes Ralt RT4 / 2500cc</u>			5	1:44.569		7	1:49.128	+0.526	4 1:56.888 +0.641	
1	1:54.916	+15.042	6	1:52.327	+7.758	8	1:48.602		5 1:56.247	
2	1:45.785	+5.911	7	1:45.130	+0.561	<u>(1) Michael Roche Dallara F301</u>			6 2:01.134 +4.887	
3	1:42.440	+2.566	<u>(44) Ivor Greenwood Radical Prosport / 1500cc</u>			1	2:15.588	+25.293	7 1:57.230 +0.983	
4	1:41.572	+1.698	1	2:07.798	+22.962	2	2:04.016	+13.721	<u>(81) Dean Laffey Reynard SF81 / 2000cc</u>	
5	1:40.991	+1.117	2	1:50.319	+5.483	3	1:51.681	+1.386	1 2:14.288 +17.737	
6	1:40.488	+0.614	3	1:50.914	+6.078	4	1:50.295		2 2:03.282 +6.731	
7	1:40.852	+0.978	4	1:47.942	+3.106	5	2:16.939	+26.644	3 2:02.735 +6.184	
8	1:39.874		5	1:49.413	+4.577	<u>(26) Paul Heavey Leystone F5 / 1000cc</u>			4 1:56.551	
9	1:40.369	+0.495	6	1:45.811	+0.975	1	1:58.188	+7.265	5 2:00.187 +3.636	
<u>(6) Stephen Daly Formula Renault / 2000cc</u>			7	1:48.371	+3.535	2	1:50.923		<u>(16) Deirdre Delaney Van Dieman FVJ / 1600cc</u>	
1	1:52.277	+11.024	8	1:44.836		<u>(8) Pat Casey Nemesis / 2000cc</u>			1 2:16.301 +8.025	
2	1:45.362	+4.109	<u>(51) Eamon Matheson Mission T5 / 1300cc</u>			1	2:00.567	+9.296	2 2:14.167 +5.891	
3	1:43.497	+2.244	1	2:06.529	+21.606	2	1:56.979	+5.708	3 2:13.784 +5.508	
4	1:41.883	+0.630	2	1:54.470	+9.547	3	1:51.271		4 2:14.671 +6.395	
5	1:44.078	+2.825	3	1:49.915	+4.992					
6	1:42.072	+0.819								

Clerk of the Course: Mark Kelly

Orbits

Race Control: John Morris

Chief Timekeeper: Paul Grogan

These results are provisional until conclusion of any judicial/tech matters

www.mylaps.com
Licensed to: Mondello Park Racing Circuit



LMC Leinster Trophy Race Meeting

Formula Libre

Mondello International Circuit 3.503 Km

Qualifying

11/09/2010 11:40

Qualifying (15:00 Time) started at 11:42:00

6 2:14.133 +5.857


LMC Leinster Trophy Race Meeting
Sorted on Laps

Formula Vee

Mondello International Circuit 3.503 Km

Qualifying Race (Re-Start)

11/09/2010 12:06

Race (12:00 Time) started at 12:22:55

Pos	No.	Name	Laps	Diff	Gap	Total Tm	Best Tm	In Lap	Best Speed
1	5	Daniel Polley Leastone Formula Vee / 1600cc	7			13:43.390	1:56.718	7	108.045
2	1	Brian Kelly Sheane Formula Vee / 1600cc	7	1.666	1.666	13:45.056	1:56.790	2	107.978
3	2	Robbie Allen Sheane Formula Vee / 1600cc	7	8.870	7.204	13:52.260	1:56.923	2	107.856
4	66	Trevor Delaney Sheane Formula Vee / 1600cc	7	15.900	7.030	13:59.290	1:57.043	2	107.745
5	38	Lloyd Murphy Formula Vee / 1600cc	7	16.088	0.188	13:59.478	1:57.659	2	107.181
6	6	Robert Casey Formula Vee / 1600cc	7	24.479	8.391	14:07.869	1:56.909	2	107.869
7	4	Adam McAulay Sheane FV 01 Formula Vee / 1600cc	7	24.918	0.439	14:08.308	1:58.645	2	106.290
8	52	Roy Halnon Formula Vee / 1600cc	7	25.013	0.095	14:08.403	1:59.444	7	105.579
9	96	Ray Moore Leastone 04 Formula Vee / 1600cc	7	26.953	1.940	14:10.343	1:57.957	1	106.910
10	8	Jimmy Furlong Sheane Formula Vee / 1600cc	7	30.333	3.380	14:13.723	1:58.590	6	106.339
11	14	Morgan McCourt Kers Leastone Formula Vee / 1600cc	7	36.501	6.168	14:19.891	2:00.260	6	104.863
12	57	Ger Byrne Sheane Formula Vee / 1600cc	7	42.703	6.202	14:26.093	2:00.384	2	104.755
13	46	Mick Sammon Sheane Formula Vee / 1600cc	7	51.529	8.826	14:34.919	2:00.875	2	104.329
14	22	Paul Homer Leastone JH002 / 1600cc	7	51.872	0.343	14:35.262	2:02.397	7	103.032
15	50	Gordon Halnon Sheane Formula Vee / 1600cc	7	1:18.661	26.789	15:02.051	2:03.421	7	102.177
16	21	Tim O'Flaherty Formula Vee / 1600cc	7	1:20.816	2.155	15:04.206	2:04.086	7	101.630
17	99	Paula Moore Leastone 004 Formula Vee / 1600cc	7	1:39.560	18.744	15:22.950	2:05.669	1	100.349
18	67	Damian Murphy Leastone JH004 Formula Vee / 1600cc	7	1:42.998	3.438	15:26.388	2:04.730	6	101.105
19	27	Shane O Riordan Sheane Formula Vee / 1600cc	7	1:46.793	3.795	15:30.183	2:10.577	2	96.577
20	20	Paddy Cahill Formula Vee / 1600cc	7	2:12.304	25.511	15:55.694	2:10.835	5	96.387
21	138	Niall McGahon Sheane Formula Vee / 1600cc	6	1 Lap	1 Lap	14:25.015	2:14.485	5	93.771

Not classified

DNF	141	Ian Thornton Formula Vee / 1600cc	6	DNF		13:32.460	2:08.363	4	98.243
DNF	12	William Callaghan Sheane Formula Vee / 1600cc	5	DNF		10:20.556	2:00.308	4	104.821

Margin of Victory	Avg. Speed	Best Lap Tm	Best Speed	Best Lap by
1.666	107.210	1:56.718	108.045	5 - Daniel Polley Leastone Formu

Clerk of the Course: Mark Kelly

Orbits

Race Control: John Morris

Chief Timekeeper: Paul Grogan

www.mylaps.com

These results are provisional until conclusion of any judicial/tech matters

Licensed to: Mondello Park Racing Circuit

Printed: 11/09/2010 12:40:28



LMC Leinster Trophy Race Meeting

Formula Vee

Mondello International Circuit 3.503 Km

Qualifying Race (Re-Start)

11/09/2010 12:06

Race (12:00 Time) started at 12:22:55

	3	1:58.789	+1.880	7	2:01.797	+1.537	2	2:24.872	+19.203				
(5) Daniel Polley Leastone Formula Vee / 1	4	1:57.736	+0.827				3	2:09.642	+3.973				
1	1:57.783	+1.065	5	2:07.799	+10.890	(57) Ger Byrne Sheane Formula Vee / 1600	4	2:09.962	+4.293				
2	1:57.169	+0.451	6	2:00.386	+3.477	1	2:04.634	+4.250	5	2:07.420	+1.751		
3	1:58.424	+1.706	7	2:00.169	+3.260	2	2:00.384		6	2:10.816	+5.147		
4	1:57.564	+0.846				3	2:02.553	+2.169	7	2:13.709	+8.040		
5	1:57.671	+0.953	(4) Adam McAulay Sheane FV 01 Formula V	4	2:03.363	+2.979							
6	1:56.974	+0.256	1	2:03.677	+5.032	5	2:04.017	+3.633	(67) Damian Murphy Leastone JH004 Form	1	2:50.360	+45.630	
7	1:56.718		2	1:58.645		6	2:01.947	+1.563	2	2:08.032	+3.302		
			3	1:59.218	+0.573	7	2:05.256	+4.872	3	2:07.065	+2.335		
(1) Brian Kelly Sheane Formula Vee / 1600	4	1:59.399	+0.754						4	2:05.694	+0.964		
1	1:59.236	+2.446	5	2:04.680	+6.035	(46) Mick Sammon Sheane Formula Vee /	1	2:04.881	+4.006	5	2:05.322	+0.592	
2	1:56.790		6	1:59.307	+0.662	2	2:00.875		6	2:04.730			
3	1:58.032	+1.242	7	2:00.360	+1.715	3	2:02.339	+1.464	7	2:05.185	+0.455		
4	1:57.275	+0.485				4	2:03.747	+2.872					
5	1:57.654	+0.864	(52) Roy Halnon Formula Vee / 1600cc	1	2:04.267	+4.823	5	2:05.750	+4.875	(27) Shane O Riordan Sheane Formula Vee	1	2:12.731	+2.154
6	1:57.358	+0.568	2	2:00.793	+1.349	6	2:06.908	+6.033	2	2:10.577			
7	1:57.722	+0.932	3	2:00.906	+1.462	7	2:06.224	+5.349	3	2:16.208	+5.631		
(2) Robbie Allen Sheane Formula Vee / 1600	4	2:00.460	+1.016	5	1:59.635	+0.191	(22) Paul Homer Leastone JH002 / 1600cc	1	2:07.731	+5.334	4	2:10.879	+0.302
1	2:02.307	+5.384	6	2:00.256	+0.812	2	2:03.524	+1.127	5	2:11.098	+0.521		
2	1:56.923		7	1:59.444		3	2:07.086	+4.689	6	2:11.697	+1.120		
3	1:57.951	+1.028				4	2:04.031	+1.634	7	2:14.317	+3.740		
4	1:58.203	+1.280	(96) Ray Moore Leastone 04 Formula Vee /	1	1:57.957		5	2:04.484	+2.087	(20) Paddy Cahill Formula Vee / 1600cc	1	2:13.009	+2.174
5	1:57.869	+0.946	2	2:00.719	+2.762	6	2:04.068	+1.671	2	2:16.452	+5.617		
6	1:57.364	+0.441	3	2:04.355	+6.398	7	2:02.397		3	2:13.151	+2.316		
7	1:59.503	+2.580	4	2:01.920	+3.963				4	2:12.618	+1.783		
(66) Trevor Delaney Sheane Formula Vee /	5	2:03.432	+5.475	5	2:03.432	+5.475	(50) Gordon Halnon Sheane Formula Vee /	1	2:08.850	+5.429	5	2:10.835	
1	2:02.938	+5.895	6	2:01.117	+3.160	6	2:06.984	+3.563	6	2:29.917	+19.082		
2	1:57.043		7	2:00.413	+2.456	3	2:06.145	+2.724	7	2:14.420	+3.585		
3	1:57.825	+0.782				4	2:04.406	+0.985					
4	1:57.171	+0.128	(8) Jimmy Furlong Sheane Formula Vee / 1	1	2:04.918	+6.328	5	2:17.333	+13.912	(138) Niall McGahon Sheane Formula Vee /	1	2:28.464	+13.979
5	1:58.226	+1.183	2	2:01.188	+2.598	6	2:03.719	+0.298	2	2:17.556	+3.071		
6	2:04.251	+7.208	3	2:01.406	+2.816	7	2:03.421		3	2:17.893	+3.408		
7	1:58.967	+1.924	4	2:03.259	+4.669				4	2:15.189	+0.704		
(38) Lloyd Murphy Formula Vee / 1600cc	5	2:00.860	+2.270	5	2:00.860	+2.270	(21) Tim O'Flaherty Formula Vee / 1600cc	1	2:13.816	+9.730	5	2:14.485	
1	2:01.170	+3.511	6	1:58.590		1	2:13.816	+9.730	6	2:45.339	+30.854		
2	1:57.659		7	1:58.621	+0.031	2	2:10.793	+6.707					
3	2:02.679	+5.020				3	2:06.124	+2.038	(141) Ian Thornton Formula Vee / 1600cc	1	2:24.023	+15.660	
4	1:58.327	+0.668	(14) Morgan McCourt Kers Leastone Formu	1	2:03.310	+3.050	4	2:05.827	+1.741	2	2:17.224	+8.861	
5	1:58.782	+1.123	2	2:06.130	+5.870	5	2:05.059	+0.973	3	2:09.396	+1.033		
6	2:00.230	+2.571	3	2:03.260	+3.000	6	2:11.921	+7.835	4	2:08.363			
7	1:58.895	+1.236	4	2:00.280	+0.020	7	2:04.086		5	2:19.143	+10.780		
(6) Robert Casey Formula Vee / 1600cc	5	2:01.079	+0.819	5	2:01.079	+0.819	(99) Paula Moore Leastone 004 Formula Vee	1	2:05.669		6	2:08.946	+0.583
1	2:03.143	+6.234	6	2:00.260		1	2:05.669						
2	1:56.909												

Clerk of the Course: Mark Kelly

Orbits

Race Control: John Morris

Chief Timekeeper: Paul Grogan

These results are provisional until conclusion of any judicial/tech matters

www.mylaps.com

Licensed to: Mondello Park Racing Circuit

Printed: 11/09/2010 12:41:19

Page 1/2



LMC Leinster Trophy Race Meeting

Formula Vee

Mondello International Circuit 3.503 Km

Qualifying Race (Re-Start)

11/09/2010 12:06

Race (12:00 Time) started at 12:22:55

(12) William Callaghan Sheane Formula Ve

1	2:05.432	+5.124
2	2:05.327	+5.019
3	2:02.495	+2.187
4	2:00.308	
5	2:01.807	+1.499

Clerk of the Course: Mark Kelly

Race Control: John Morris

Chief Timekeeper: Paul Grogan

These results are provisional until conclusion of any judicial/tech matters

Printed: 11/09/2010 12:41:19

Orbits

www.mylaps.com

Licensed to: Mondello Park Racing Circuit

Page 2/2


LMC Leinster Trophy Race Meeting
Sorted on Laps

Strykers & Global GT Lights

Mondello International Circuit 3.503 Km

Race 1

11/09/2010 12:35

Race (15:00 Time) started at 12:49:12

Pos	No.	Name	Laps	Diff	Gap	Total Tm	Best Tm	In Lap	Best Speed
2010 GLOBAL GT LIGHTS									
1	69	Mark Braden Global GT Light / 600cc	8			15:11.422	1:53.034	8	111.566
2	48	Alan Byrne Global GT Light / 600cc	8	0.326	0.326	15:11.748	1:52.977	6	111.623
3	70	Johnny Flynn Global GT Light / 600cc	8	6.431	6.105	15:17.853	1:53.201	8	111.402
4	50	John Conway Global GT Light / 600cc	8	22.924	16.493	15:34.346	1:54.893	3	109.761
5	23	Ben Conway Global GT Light / 600cc	8	26.545	3.621	15:37.967	1:55.069	6	109.593
6	128	Mark Twomey Global GT Light / 600cc	8	26.827	0.282	15:38.249	1:55.505	6	109.180
7	54	Ivor Miller Global GT Light / 600cc	8	44.533	17.706	15:55.955	1:54.576	4	110.065
Not classified									
DNF	63	Derek Hogan Global GT Light / 600cc	3	DNF		6:06.931	1:59.475	3	105.552
DNF	57	Derek Behan Global GT Light / 600cc	1	DNF		1:56.833	1:56.605	1	108.150
2010 STRYKER SPORTSCAR CHALLENGE									
1	77	Alan Watkins Stryker / 1800cc	8			16:18.179	1:57.503	5	107.323
2	53	Paul Yeomans Stryker / 1800cc	8	5.505	5.505	16:23.684	1:58.276	6	106.622
3	73	Stephen Ross Stryker / 1800cc	8	17.133	11.628	16:35.312	1:58.225	5	106.668
4	5	Joe Maher Stryker / 1800cc	8	35.346	18.213	16:53.525	1:59.394	4	105.623
5	8	Roger Welaratne Stryker / 1800cc	8	36.719	1.373	16:54.898	2:01.050	7	104.178
Not classified									
DNF	72	Cormac Galvin Stryker / 1800cc	5	DNF		10:31.975	1:58.273	5	106.625
DNF	50	Pat Bergin Stryker / 1800cc	5	DNF		11:00.447	2:03.309	4	102.270
DNF	88	Damien Roddy Stryker / 1800cc		DNF				0	-

Margin of Victory	Avg. Speed	Best Lap Tm	Best Speed	Best Lap by
0.326	110.691	1:52.977	111.623	48 - Alan Byrne Global GT Light

Clerk of the Course: Mark Kelly

Orbits

Race Control: John Morris

Chief Timekeeper: Paul Grogan

www.mylaps.com

These results are provisional until conclusion of any judicial/tech matters

Licensed to: Mondello Park Racing Circuit

Printed: 11/09/2010 13:09:15



LMC Leinster Trophy Race Meeting

Strykers & Global GT Lights

Mondello International Circuit 3.503 Km

Race 1

11/09/2010 12:35

Race (15:00 Time) started at 12:49:12

<u>(69) Mark Braden Global GT Light / 600cc</u>			<u>(128) Mark Twomey Global GT Light / 600cc</u>			<u>(5) Joe Maher Stryker / 1800cc</u>		
1	1:55.726	+2.692	1	2:02.417	+6.912	1	2:17.214	+17.820
2	1:53.692	+0.658	2	1:56.939	+1.434	2	2:01.603	+2.209
3	1:54.995	+1.961	3	1:57.934	+2.429	3	2:00.615	+1.221
4	1:54.080	+1.046	4	1:55.736	+0.231	4	1:59.394	
5	1:53.091	+0.057	5	1:55.929	+0.424	5	2:00.213	+0.819
6	1:53.164	+0.130	6	1:55.505		6	2:00.591	+1.197
7	1:53.640	+0.606	7	1:56.195	+0.690	7	2:00.702	+1.308
8	1:53.034		8	1:57.149	+1.644	8	2:00.975	+1.581
<u>(48) Alan Byrne Global GT Light / 600cc</u>			<u>(54) Ivor Miller Global GT Light / 600cc</u>			<u>(8) Roger Welaratne Stryker / 1800cc</u>		
1	1:55.559	+2.582	1	1:58.713	+4.137	1	2:07.083	+6.033
2	1:53.716	+0.739	2	1:56.504	+1.928	2	2:03.719	+2.669
3	1:54.677	+1.700	3	1:55.741	+1.165	3	2:03.255	+2.205
4	1:54.127	+1.150	4	1:54.576		4	2:02.767	+1.717
5	1:53.080	+0.103	5	2:17.467	+22.891	5	2:01.889	+0.839
6	1:52.977		6	1:56.912	+2.336	6	2:01.897	+0.847
7	1:53.660	+0.683	7	1:57.609	+3.033	7	2:01.050	
8	1:53.438	+0.461	8	1:58.114	+3.538	8	2:01.112	+0.062
<u>(70) Johnny Flynn Global GT Light / 600cc</u>			<u>(77) Alan Watkins Stryker / 1800cc</u>			<u>(72) Cormac Galvin Stryker / 1800cc</u>		
1	1:59.719	+6.518	1	2:01.733	+4.230	1	2:03.614	+5.341
2	1:55.968	+2.767	2	1:59.269	+1.766	2	2:00.998	+2.725
3	1:54.742	+1.541	3	1:57.796	+0.293	3	1:59.177	+0.904
4	1:53.257	+0.056	4	1:58.430	+0.927	4	1:58.454	+0.181
5	1:53.517	+0.316	5	1:57.503		5	1:58.273	
6	1:53.562	+0.361	6	1:57.603	+0.100			
7	1:53.758	+0.557	7	1:57.660	+0.157			
8	1:53.201		8	1:58.064	+0.561			
<u>(50) John Conway Global GT Light / 600cc</u>			<u>(53) Paul Yeomans Stryker / 1800cc</u>			<u>(50) Pat Bergin Stryker / 1800cc</u>		
1	2:00.493	+5.600	1	2:01.662	+3.386	1	2:08.744	+5.435
2	1:55.465	+0.572	2	1:59.455	+1.179	2	2:05.061	+1.752
3	1:54.893		3	1:58.530	+0.254	3	2:03.963	+0.654
4	1:56.531	+1.638	4	1:58.655	+0.379	4	2:03.309	
5	1:56.308	+1.415	5	1:58.559	+0.283	5	2:05.745	+2.436
6	1:56.096	+1.203	6	1:58.276				
7	1:56.711	+1.818	7	1:58.398	+0.122			
8	1:57.163	+2.270	8	1:59.038	+0.762			
<u>(23) Ben Conway Global GT Light / 600cc</u>			<u>(73) Stephen Ross Stryker / 1800cc</u>			<u>(57) Derek Behan Global GT Light / 600cc</u>		
1	2:01.726	+6.657	1	2:03.644	+5.419	1	1:56.605	
2	1:58.234	+3.165	2	2:00.795	+2.570			
3	1:57.458	+2.389	3	2:00.047	+1.822			
4	1:56.408	+1.339	4	1:58.573	+0.348			
5	1:55.445	+0.376	5	1:58.225				
6	1:55.069		6	1:58.695	+0.470			
7	1:56.319	+1.250						

Clerk of the Course: Mark Kelly

Orbits

Race Control: John Morris

Chief Timekeeper: Paul Grogan

These results are provisional until conclusion of any judicial/tech matters

www.mylaps.com

Licensed to: Mondello Park Racing Circuit

Printed: 11/09/2010 13:09:53



LMC Leinster Trophy Race Meeting

Sorted on Laps

Historics Mondello International Circuit 3.503 Km

Race 1 11/09/2010 14:00

Race (15:00 Time) started at 14:06:29

Pos	No.	Name	Laps	Diff	Gap	Total Tm	Best Tm	In Lap	Best Speed
1	23	Jackie Cochrane Sunbeam Tiger / 4700cc	7			16:34.276	2:20.264	3	89.908
2	15	Alan Kessie Gryphon / 1600cc	7	0.464	0.464	16:34.740	2:17.974	3	91.400
3	55	John Cardoo Austin Mini / 1380cc	7	28.832	28.368	17:03.108	2:23.074	5	88.142
4	7	Billy Crosbie Lotus 7 / 1650cc	7	33.074	4.242	17:07.350	2:23.471	5	87.898
5	16	Tommy Doherty Ford Capri / 3000cc	7	33.405	0.331	17:07.681	2:22.908	4	88.244
6	89	Bernard Foley MGB GT V8 / 3900cc	7	1:01.995	28.590	17:36.271	2:26.364	4	86.161
7	62	Barry Smith Austin Healy Sprite / 1330cc	7	1:32.656	30.661	18:06.932	2:30.799	6	83.627
8	42	Matt Dunne MG Midget / 1460cc	7	1:38.024	5.368	18:12.300	2:34.211	6	81.776
9	51	Peter Murray BMW 6 Series	7	1:39.014	0.990	18:13.290	2:30.219	5	83.949
10	17	Ian Thornton VW Golf / 1600cc	7	1:55.514	16.500	18:29.790	2:33.668	4	82.065
11	88	David Moloney MG Midget / 1275cc	7	2:01.577	6.063	18:35.853	2:33.934	6	81.923
12	72	Wolfgang Schnittger MG Midget / 1275cc	7	2:24.628	23.051	18:58.904	2:33.802	6	81.994
13	99	Vincent O'Reilly Austin Healy / 1400cc	7	2:43.619	18.991	19:17.895	2:38.978	6	79.324
14	41	Liam Ruth MG Midget / 1300cc	6	1 Lap	1 Lap	16:38.989	2:36.852	6	80.399

Not classified

DNF	44	Mark Egan Porsche / 3200cc	6	DNF		16:30.918	2:38.139	6	79.745
DNF	6	Edmund Cassidy Sunbeam Tiger	2	DNF		5:07.613	2:31.188	2	83.411
DNF	253	Leo Nulty Davrian Imp / 998cc	2	DNF		5:17.104	2:33.083	1	82.379

Margin of Victory	Avg. Speed	Best Lap Tm	Best Speed	Best Lap by
0.464	88.784	2:17.974	91.400	15 - Alan Kessie Gryphon / 1600

Clerk of the Course: Mark Kelly

Orbits

Race Control: John Morris

Chief Timekeeper: Paul Grogan

www.mylaps.com

These results are provisional until conclusion of any judicial/tech matters

Licensed to: Mondello Park Racing Circuit

Printed: 11/09/2010 14:27:13



LMC Leinster Trophy Race Meeting

Historics Mondello International Circuit 3.503 Km

Race 1 11/09/2010 14:00

Race (15:00 Time) started at 14:06:29

			3	2:27.553	+1.189	7	2:44.624	+10.690
(23) Jackie Cochrane Sunbeam Tiger / 470			4	2:26.364				
1	2:26.245	+5.981	5	2:36.326	+9.962	(72) Wolfgang Schnittger MG Midget / 127		
2	2:21.938	+1.674	6	2:27.667	+1.303	1	2:42.247	+8.445
3	2:20.264		7	2:29.991	+3.627	2	2:47.698	+13.896
4	2:21.591	+1.327				3	2:35.878	+2.076
5	2:20.350	+0.086	(62) Barry Smith Austin Healy Sprite / 1330			4	2:35.861	+2.059
6	2:21.065	+0.801	1	2:43.073	+12.274	5	2:53.056	+19.254
7	2:22.754	+2.490	2	2:33.390	+2.591	6	2:33.802	
			3	2:32.929	+2.130	7	2:45.655	+11.853
(15) Alan Kessie Gryphon / 1600cc			4	2:35.616	+4.817	(99) Vincent O'Reilly Austin Healy / 1400cc		
1	2:25.883	+7.909	5	2:32.397	+1.598	1	2:49.621	+10.643
2	2:20.931	+2.957	6	2:30.799		2	2:43.089	+4.111
3	2:17.974		7	2:34.937	+4.138	3	2:42.379	+3.401
4	2:20.754	+2.780	(42) Matt Dunne MG Midget / 1460cc			4	2:48.843	+9.865
5	2:29.359	+11.385	1	2:37.087	+2.876	5	2:41.935	+2.957
6	2:18.407	+0.433	2	2:35.206	+0.995	6	2:38.978	
7	2:21.432	+3.458	3	2:36.299	+2.088	7	2:47.667	+8.689
(55) John Cardoo Austin Mini / 1380cc			4	2:35.163	+0.952	(41) Liam Ruth MG Midget / 1300cc		
1	2:34.211	+11.137	5	2:37.029	+2.818	1	2:46.156	+9.304
2	2:24.998	+1.924	6	2:34.211		2	2:39.813	+2.961
3	2:23.273	+0.199	7	2:35.268	+1.057	3	2:54.644	+17.792
4	2:24.021	+0.947	(51) Peter Murray BMW 6 Series			4	2:47.209	+10.357
5	2:23.074		1	2:41.008	+10.789	5	2:50.102	+13.250
6	2:26.520	+3.446	2	2:34.692	+4.473	6	2:36.852	
7	2:24.403	+1.329	3	2:32.016	+1.797	(44) Mark Egan Porsche / 3200cc		
(7) Billy Crosbie Lotus 7 / 1650cc			4	2:42.208	+11.989	1	2:51.642	+13.503
1	2:31.846	+8.375	5	2:30.219		2	2:43.403	+5.264
2	2:28.245	+4.774	6	2:34.269	+4.050	3	2:41.871	+3.732
3	2:28.640	+5.169	7	2:35.557	+5.338	4	2:52.655	+14.516
4	2:25.705	+2.234	(17) Ian Thornton VW Golf / 1600cc			5	2:38.485	+0.346
5	2:23.471		1	2:40.163	+6.495	6	2:38.139	
6	2:24.043	+0.572	2	2:41.515	+7.847	(6) Edmund Cassidy Sunbeam Tiger		
7	2:24.078	+0.607	3	2:34.289	+0.621	1	2:35.197	+4.009
(16) Tommy Doherty Ford Capri / 3000cc			4	2:33.668		2	2:31.188	
1	2:35.563	+12.655	5	2:42.132	+8.464	(253) Leo Nulty Davrian Imp / 998cc		
2	2:29.358	+6.450	6	2:35.072	+1.404	1	2:33.083	
3	2:25.299	+2.391	7	2:39.556	+5.888	2	2:42.260	+9.177
4	2:22.908		(88) David Moloney MG Midget / 1275cc					
5	2:24.356	+1.448	1	2:39.613	+5.679			
6	2:23.885	+0.977	2	2:36.222	+2.288			
7	2:23.416	+0.508	3	2:39.478	+5.544			
(89) Bernard Foley MGB GT V8 / 3900cc			4	2:42.914	+8.980			
1	2:37.427	+11.063	5	2:35.698	+1.764			
2	2:29.279	+2.915	6	2:33.934				

Clerk of the Course: Mark Kelly

Orbits

Race Control: John Morris

Chief Timekeeper: Paul Grogan

These results are provisional until conclusion of any judicial/tech matters

www.mylaps.com

Licensed to: Mondello Park Racing Circuit

Printed: 11/09/2010 14:27:55



LMC Leinster Trophy Race Meeting

Sorted on Laps

Formula Libre

Mondello International Circuit 3.503 Km

Race 1

11/09/2010 14:30

Race (15:00 Time) started at 14:33:35

Pos	No.	Name	Laps	Diff	Gap	Total Tm	Best Tm	In Lap	Best Speed
1	3	Dan Daly Reynard F3000 / 3800cc	8			16:15.288	1:59.967	8	105.119
2	31	Sylvie Mullins Gould / 4000cc	8	8.001	8.001	16:23.289	2:01.171	5	104.074
3	6	Stephen Daly Formula Renault / 2000cc	8	29.753	21.752	16:45.041	2:04.502	4	101.290
4	26	Paul Heavey Leastone F5 / 1000cc	8	53.280	23.527	17:08.568	2:06.057	7	100.040
5	74	Robert Butler Formula Renault / 2000cc	8	55.401	2.121	17:10.689	2:06.031	4	100.061
6	39	Peter Dwyer Dallara F399 / 2000cc	8	57.347	1.946	17:12.635	2:01.893	6	103.458
7	23	Ken Fildes Ralt RT4 / 2500cc	8	1:07.311	9.964	17:22.599	2:08.581	3	98.077
8	51	Eamon Matheson Mission T5 / 1300cc	8	1:24.490	17.179	17:39.778	2:10.430	5	96.686
9	7	Jonathan Fildes Formula Renault / 2000cc	8	1:27.376	2.886	17:42.664	2:03.007	8	102.521
10	1	Michael Roche Dallara F301	8	2:00.503	33.127	18:15.791	2:14.069	5	94.062
11	19	John Downey Reynard 93D / 4500cc	8	2:16.009	15.506	18:31.297	2:10.896	7	96.342
12	139	Cormac O'Brien Opel Lotus / 2000cc	8	2:16.804	0.795	18:32.092	2:15.864	7	92.819
13	46	David Cassidy Formula Ford / 1600cc	7	1 Lap	1 Lap	16:52.598	2:21.796	7	88.936
14	81	Dean Laffey Reynard SF81 / 2000cc	7	1 Lap	2.355	16:54.953	2:14.391	7	93.837
15	20	John Daly F3000 / 3800cc	7	1 Lap	12.792	17:07.745	2:12.745	7	95.000
16	5	Dermot Nolan McKinley Reynard / 2000cc	7	1 Lap	8.888	17:16.633	2:24.604	4	87.209
17	111	Jack Frost Delara / ??	7	1 Lap	1:10.312	18:26.945	2:26.239	2	86.234
18	16	Deirdre Delaney Van Dieman FVJ / 1600cc	7	1 Lap	20.415	18:47.360	2:33.543	3	82.132
Not classified									
DNF	15	Martin Daly Formula Renault / 2000cc	7	DNF		16:00.626	2:12.762	7	94.988
DNF	8	Pat Casey Nemesis / 2000cc	5	DNF		11:06.859	2:09.267	4	97.556
DNF	27	Paul Dagg Dallara F304 / 2000cc		DNF		0.198		0	-

Margin of Victory	Avg. Speed	Best Lap Tm	Best Speed	Best Lap by
8.001	103.443	1:59.967	105.119	3 - Dan Daly Reynard F3000 / 3800cc

Clerk of the Course: Mark Kelly

Orbits

Race Control: John Morris

Chief Timekeeper: Paul Grogan

www.mylaps.com

These results are provisional until conclusion of any judicial/tech matters

Licensed to: Mondello Park Racing Circuit

Printed: 11/09/2010 16:17:43



LMC Leinster Trophy Race Meeting

Formula Libre

Mondello International Circuit 3.503 Km

Race 1

11/09/2010 14:30

Race (15:00 Time) started at 14:33:35

			8	2:07.775	+1.744	7	2:19.535	+5.466			
<u>(3) Dan Daly Reynard F3000 / 3800cc</u>			<u>(39) Peter Dwyer Dallara F399 / 2000cc</u>			<u>(19) John Downey Reynard 93D / 4500cc</u>			<u>(5) Dermot Nolan McKinley Reynard / 2000</u>		
1	2:05.054	+5.087	1	2:16.681	+14.788	1	2:17.880	+6.984	1	2:29.305	+4.701
2	2:03.340	+3.373	2	2:12.533	+10.640	2	2:32.644	+21.748	2	2:29.812	+5.208
3	2:02.808	+2.841	3	2:08.324	+6.431	3	2:13.426	+2.530	3	2:27.553	+2.949
4	2:00.368	+0.401	4	2:08.481	+6.588	4	2:14.191	+3.295	4	2:24.604	
5	2:00.400	+0.433	5	2:07.567	+5.674	5	2:26.342	+15.446	5	2:28.900	+4.296
6	2:01.444	+1.477	6	2:01.893		6	2:11.448	+0.552	6	2:25.466	+0.862
7	2:01.907	+1.940	7	2:04.055	+2.162	7	2:10.896		7	2:26.629	+2.025
8	1:59.967		8	2:08.821	+6.928	8	2:21.749	+10.853	<u>(11) Jack Frost Delara / ??</u>		
<u>(31) Sylvie Mullins Gould / 4000cc</u>			<u>(23) Ken Fildes Ralt RT4 / 2500cc</u>			<u>(139) Cormac O'Brien Opel Lotus / 2000cc</u>			1		
1	2:01.512	+0.341	1	2:10.593	+2.012	1	2:20.306	+4.442	2	2:26.239	
2	2:07.499	+6.328	2	2:11.068	+2.487	2	2:17.137	+1.273	3	2:29.822	+3.583
3	2:03.036	+1.865	3	2:08.581		3	2:18.738	+2.874	4	2:36.672	+10.433
4	2:01.690	+0.519	4	2:10.028	+1.447	4	2:22.339	+6.475	5	2:40.546	+14.307
5	2:01.171		5	2:11.045	+2.464	5	2:17.706	+1.842	6	2:46.046	+19.807
6	2:01.662	+0.491	6	2:10.900	+2.319	6	2:17.154	+1.290	7	2:43.147	+16.908
7	2:02.885	+1.714	7	2:08.668	+0.087	7	2:15.864		<u>(16) Deirdre Delaney Van Dieman FVJ / 16</u>		
8	2:03.507	+2.336	8	2:10.740	+2.159	8	2:18.902	+3.038	1	2:39.100	+5.557
<u>(6) Stephen Daly Formula Renault / 2000cc</u>			<u>(51) Eamon Matheson Mission T5 / 1300cc</u>			<u>(46) David Cassidy Formula Ford / 1600cc</u>			2		
1	2:07.123	+2.621	1	2:11.790	+1.360	1	2:27.642	+5.846	3	2:33.543	
2	2:05.421	+0.919	2	2:12.217	+1.787	2	2:25.795	+3.999	4	2:38.815	+5.272
3	2:05.217	+0.715	3	2:11.636	+1.206	3	2:23.400	+1.604	5	2:45.811	+12.268
4	2:04.502		4	2:11.863	+1.433	4	2:22.049	+0.253	6	2:42.605	+9.062
5	2:05.036	+0.534	5	2:10.430		5	2:22.519	+0.723	7	2:41.542	+7.999
6	2:05.366	+0.864	6	2:12.341	+1.911	6	2:23.650	+1.854	<u>(15) Martin Daly Formula Renault / 2000cc</u>		
7	2:06.446	+1.944	7	2:12.461	+2.031	7	2:21.796		1	2:21.482	+8.720
8	2:04.755	+0.253	8	2:14.601	+4.171	<u>(81) Dean Laffey Reynard SF81 / 2000cc</u>			2	2:18.443	+5.681
<u>(26) Paul Heavey Leystone F5 / 1000cc</u>			<u>(7) Jonathan Fildes Formula Renault / 2000</u>			1			3	2:16.590	+3.828
1	2:09.609	+3.552	1	2:13.754	+10.747	1	2:30.279	+15.888	4	2:13.366	+0.604
2	2:08.351	+2.294	2	2:08.853	+5.846	2	2:29.136	+14.745	5	2:16.389	+3.627
3	2:07.118	+1.061	3	2:33.521	+30.514	3	2:25.467	+11.076	6	2:15.358	+2.596
4	2:06.099	+0.042	4	2:06.611	+3.604	4	2:24.568	+10.177	7	2:12.762	
5	2:06.721	+0.664	5	2:14.716	+11.709	5	2:25.741	+11.350	<u>(8) Pat Casey Nemesis / 2000cc</u>		
6	2:06.492	+0.435	6	2:05.194	+2.187	6	2:18.632	+4.241	1	2:18.825	+9.558
7	2:06.057		7	2:04.349	+1.342	7	2:14.391		2	2:16.166	+6.899
8	2:15.091	+9.034	8	2:03.007		<u>(20) John Daly F3000 / 3800cc</u>			3	2:09.716	+0.449
<u>(74) Robert Butler Formula Renault / 2000cc</u>			<u>(1) Michael Roche Dallara F301</u>			1			4	2:09.267	
1	2:15.036	+9.005	1	2:17.296	+3.227	1	2:52.618	+39.873	5	2:09.557	+0.290
2	2:09.481	+3.450	2	2:18.575	+4.506	2	2:20.297	+7.552			
3	2:09.623	+3.592	3	2:15.750	+1.681	3	2:17.005	+4.260			
4	2:06.031		4	2:15.265	+1.196	4	2:13.315	+0.570			
5	2:06.995	+0.964	5	2:14.069		5	2:35.518	+22.773			
6	2:06.784	+0.753	6	2:15.896	+1.827	6	2:34.279	+21.534			
7	2:06.705	+0.674				7	2:12.745				

Clerk of the Course: Mark Kelly

Orbits

Race Control: John Morris

Chief Timekeeper: Paul Grogan

These results are provisional until conclusion of any judicial/tech matters

www.mylaps.com

Licensed to: Mondello Park Racing Circuit

Printed: 11/09/2010 16:18:03



LMC Leinster Trophy Race Meeting

Sorted on Laps

Strykers & Global GT Lights

Mondello International Circuit 3.503 Km

Race 2

11/09/2010 15:00

Race (15:00 Time) started at 15:01:44

Pos	No.	Name	Laps	Diff	Gap	Total Tm	Best Tm	In Lap	Best Speed
2010 GLOBAL GT LIGHTS									
1	70	Johnny Flynn Global GT Light / 600cc	8			15:48.648	1:52.868	8	111.731
2	69	Mark Braden Global GT Light / 600cc	8	26.757	26.757	16:15.405	1:59.366	4	105.648
3	48	Alan Byrne Global GT Light / 600cc	8	26.966	0.209	16:15.614	1:58.904	7	106.059
4	57	Derek Behan Global GT Light / 600cc	8	27.845	0.879	16:16.493	1:58.592	6	106.338
5	128	Mark Twomey Global GT Light / 600cc	8	39.050	11.205	16:27.698	2:00.077	6	105.023
6	54	Ivor Miller Global GT Light / 600cc	8	42.209	3.159	16:30.857	1:58.639	7	106.296
7	63	Derek Hogan Global GT Light / 600cc	8	50.596	8.387	16:39.244	1:59.808	7	105.258
8	50	John Conway Global GT Light / 600cc	8	1:19.601	29.005	17:08.249	2:01.715	5	103.609

Not classified

DNF	23	Ben Conway Global GT Light / 600cc	3	DNF		6:28.272	2:06.303	2	99.846
-----	----	------------------------------------	---	-----	--	----------	----------	---	--------

2010 STRYKER SPORTSCAR CHALLENGE

1	88	Damien Roddy Stryker / 1800cc	8			16:49.150	1:57.979	6	106.890
2	77	Alan Watkins Stryker / 1800cc	8	2.183	2.183	16:51.333	1:57.410	6	107.408
3	73	Stephen Ross Stryker / 1800cc	8	10.960	8.777	17:00.110	1:58.454	7	106.462
4	53	Paul Yeomans Stryker / 1800cc	8	11.745	0.785	17:00.895	1:58.252	7	106.643
5	72	Cormac Galvin Stryker / 1800cc	8	21.834	10.089	17:10.984	1:59.967	8	105.119
6	5	Joe Maher Stryker / 1800cc	8	31.233	9.399	17:20.383	2:01.029	7	104.197
7	8	Roger Welaratne Stryker / 1800cc	8	31.527	0.294	17:20.677	2:00.715	8	104.468
8	50	Pat Bergin Stryker / 1800cc	8	59.771	28.244	17:48.921	2:04.549	8	101.252

Margin of Victory	Avg. Speed	Best Lap Tm	Best Speed	Best Lap by
26.757	106.348	1:52.868	111.731	70 - Johnny Flynn Global GT Light

Clerk of the Course: Mark Kelly

Orbits

Race Control: John Morris

Chief Timekeeper: Paul Grogan

www.mylaps.com

These results are provisional until conclusion of any judicial/tech matters

Licensed to: Mondello Park Racing Circuit

Printed: 11/09/2010 15:21:16



LMC Leinster Trophy Race Meeting

Strykers & Global GT Lights

Mondello International Circuit 3.503 Km

Race 2

11/09/2010 15:00

Race (15:00 Time) started at 15:01:44

			8	2:01.180	+1.103	7	1:58.454		6	2:03.257	+2.542
<u>(70) Johnny Flynn Global GT Light / 600cc</u>			<u>(54) Ivor Miller Global GT Light / 600cc</u>			<u>(53) Paul Yeomans Stryker / 1800cc</u>			<u>(50) Pat Bergin Stryker / 1800cc</u>		
1	2:09.878	+17.010	1	2:26.587	+27.948	1	2:23.015	+24.763	1	2:19.463	+14.914
2	2:03.940	+11.072	2	2:05.491	+6.852	2	2:05.005	+6.753	2	2:11.455	+6.906
3	1:59.561	+6.693	3	2:02.064	+3.425	3	2:02.595	+4.343	3	2:10.155	+5.606
4	1:57.857	+4.989	4	2:00.175	+1.536	4	1:59.791	+1.539	4	2:08.404	+3.855
5	1:55.611	+2.743	5	1:58.970	+0.331	5	1:58.988	+0.736	5	2:06.981	+2.432
6	1:55.001	+2.133	6	1:59.159	+0.520	6	1:58.985	+0.733	6	2:05.618	+1.069
7	1:53.932	+1.064	7	1:58.639		7	1:58.252		7	2:06.319	+1.770
8	1:52.868		8	1:59.348	+0.709	8	2:00.137	+1.885	8	2:04.549	
<u>(69) Mark Braden Global GT Light / 600cc</u>			<u>(63) Derek Hogan Global GT Light / 600cc</u>			<u>(50) John Conway Global GT Light / 600cc</u>			<u>(23) Ben Conway Global GT Light / 600cc</u>		
1	2:07.973	+8.607	1	2:14.256	+14.448	1	2:38.083	+36.368	1	2:11.964	+5.661
2	2:02.382	+3.016	2	2:05.354	+5.546	2	2:10.723	+9.008	2	2:06.303	
3	2:01.805	+2.439	3	2:06.124	+6.316	3	2:06.981	+5.266	3	2:09.412	+3.109
4	1:59.366		4	2:03.565	+3.757	4	2:02.237	+0.522			
5	2:01.045	+1.679	5	2:03.476	+3.668	5	2:01.715				
6	2:01.304	+1.938	6	2:01.202	+1.394	6	2:04.022	+2.307			
7	2:00.661	+1.295	7	1:59.808		7	2:01.916	+0.201			
8	2:00.860	+1.494	8	2:04.449	+4.641	8	2:01.914	+0.199			
<u>(48) Alan Byrne Global GT Light / 600cc</u>			<u>(88) Damien Roddy Stryker / 1800cc</u>			<u>(72) Cormac Galvin Stryker / 1800cc</u>					
1	2:07.127	+8.223	1	2:11.012	+13.033	1	2:18.533	+18.566			
2	2:03.170	+4.266	2	2:04.540	+6.561	2	2:06.970	+7.003			
3	2:01.164	+2.260	3	2:01.463	+3.484	3	2:06.007	+6.040			
4	1:59.390	+0.486	4	1:59.816	+1.837	4	2:02.619	+2.652			
5	2:05.845	+6.941	5	1:58.159	+0.180	5	2:01.105	+1.138			
6	1:59.468	+0.564	6	1:57.979		6	2:00.507	+0.540			
7	1:58.904		7	2:00.627	+2.648	7	2:00.689	+0.722			
8	2:00.289	+1.385	8	2:02.407	+4.428	8	1:59.967				
<u>(57) Derek Behan Global GT Light / 600cc</u>			<u>(77) Alan Watkins Stryker / 1800cc</u>			<u>(5) Joe Maher Stryker / 1800cc</u>					
1	2:13.804	+15.212	1	2:12.481	+15.071	1	2:18.449	+17.420			
2	2:03.253	+4.661	2	2:04.600	+7.190	2	2:09.586	+8.557			
3	2:00.969	+2.377	3	2:01.326	+3.916	3	2:04.194	+3.165			
4	1:58.986	+0.394	4	1:59.656	+2.246	4	2:04.800	+3.771			
5	2:00.016	+1.424	5	1:57.910	+0.500	5	2:03.261	+2.232			
6	1:58.592		6	1:57.410		6	2:02.806	+1.777			
7	1:59.228	+0.636	7	2:00.864	+3.454	7	2:01.029				
8	2:01.456	+2.864	8	2:04.261	+6.851	8	2:01.123	+0.094			
<u>(128) Mark Twomey Global GT Light / 600cc</u>			<u>(73) Stephen Ross Stryker / 1800cc</u>			<u>(8) Roger Welaratne Stryker / 1800cc</u>					
1	2:10.954	+10.877	1	2:13.158	+14.704	1	2:15.243	+14.528			
2	2:06.417	+6.340	2	2:07.311	+8.857	2	2:09.546	+8.831			
3	2:03.577	+3.500	3	2:05.057	+6.603	3	2:07.763	+7.048			
4	2:02.860	+2.783	4	2:03.280	+4.826	4	2:04.794	+4.079			
5	2:01.399	+1.322	5	1:59.190	+0.736	5	2:03.478	+2.763			
6	2:00.077		6	1:58.845	+0.391						
7	2:01.047	+0.970									

Clerk of the Course: Mark Kelly

Orbits

Race Control: John Morris

Chief Timekeeper: Paul Grogan

www.mylaps.com

These results are provisional until conclusion of any judicial/tech matters

Licensed to: Mondello Park Racing Circuit

Printed: 11/09/2010 15:21:52



LMC Leinster Trophy Race Meeting

Sorted on Laps

Formula Vee

Mondello International Circuit 3.503 Km

Final Race

11/09/2010 15:30

Race (15:00 Time) started at 15:29:40

Pos	No.	Name	Laps	Diff	Gap	Total Tm	Best Tm	In Lap	Best Speed
1	5	Daniel Polley Leastone Formula Vee / 1600cc	8			17:20.468	1:55.128	3	109.537
2	37	Damien Murphy Sheane Formula Vee / 1600cc	8	3.412	3.412	17:23.880	1:58.824	2	106.130
3	38	Lloyd Murphy Formula Vee / 1600cc	8	8.864	5.452	17:29.332	1:57.927	3	106.937
4	96	Ray Moore Leastone 04 Formula Vee / 1600cc	8	13.105	4.241	17:33.573	1:56.882	3	107.893
5	2	Robbie Allen Sheane Formula Vee / 1600cc	8	18.407	5.302	17:38.875	1:57.182	2	107.617
6	66	Trevor Delaney Sheane Formula Vee / 1600cc	8	21.462	3.055	17:41.930	1:56.885	3	107.891
7	4	Adam McAulay Sheane FV 01 Formula Vee / 1600cc	8	22.039	0.577	17:42.507	1:57.736	3	107.111
8	69	David Kelly Sheane Formula Vee / 1600cc	8	23.194	1.155	17:43.662	1:59.722	3	105.334
9	52	Roy Halnon Formula Vee / 1600cc	8	26.686	3.492	17:47.154	1:57.643	3	107.195
10	1	Brian Kelly Sheane Formula Vee / 1600cc	8	30.231	3.545	17:50.699	1:58.528	3	106.395
11	6	Robert Casey Formula Vee / 1600cc	8	47.895	17.664	18:08.363	1:57.147	3	107.649
12	40	Joe Smith Sheane Formula Vee / 1600cc	8	50.432	2.537	18:10.900	1:59.290	3	105.715
13	57	Ger Byrne Sheane Formula Vee / 1600cc	8	1:01.822	11.390	18:22.290	2:02.068	3	103.310
14	46	Mick Sammon Sheane Formula Vee / 1600cc	8	1:08.087	6.265	18:28.555	2:01.764	3	103.568
15	22	Paul Homer Leastone JH002 / 1600cc	8	1:11.460	3.373	18:31.928	2:01.595	3	103.712
16	14	Morgan McCourt Kers Leastone Formula Vee / 1600cc	8	1:12.346	0.886	18:32.814	2:02.189	3	103.207
17	29	Philip Devlin Sheane Formula Vee / 1600cc	8	1:12.677	0.331	18:33.145	2:03.503	2	102.109
18	31	Philip Lawless Sheane Formula Vee / 1600cc	8	1:21.786	9.109	18:42.254	2:02.389	3	103.039
19	28	Aidan Byrne Sheane 00 Formula Vee / 1600cc	8	1:23.518	1.732	18:43.986	2:05.695	3	100.329
20	3	Javier Pernas Leastone JN002 / 1600cc	8	1:31.893	8.375	18:52.361	2:01.478	3	103.811
21	12	William Callaghan Sheane Formula Vee / 1600cc	8	1:42.140	10.247	19:02.608	2:01.197	3	104.052
22	25	Gavin Barr Leastone JH002 Formula Vee / 1600cc	8	1:45.695	3.555	19:06.163	2:04.499	2	101.292
23	67	Damian Murphy Leastone JH004 Formula Vee / 1600cc	8	1:48.469	2.774	19:08.937	2:04.850	3	101.008
24	27	Shane O Riordan Sheane Formula Vee / 1600cc	8	2:02.669	14.200	19:23.137	2:05.873	3	100.187
25	141	Ian Thornton Formula Vee / 1600cc	8	2:07.048	4.379	19:27.516	2:06.316	2	99.835
26	20	Paddy Cahill Formula Vee / 1600cc	8	2:22.480	15.432	19:42.948	2:04.787	3	101.059
27	21	Tim O'Flaherty Formula Vee / 1600cc	8	2:27.778	5.298	19:48.246	2:05.670	3	100.349
28	99	Paula Moore Leastone 004 Formula Vee / 1600cc	8	2:46.573	18.795	20:07.041	2:05.218	3	100.711
29	138	Niall McGahon Sheane Formula Vee / 1600cc	7	1 Lap	1 Lap	17:58.807	2:12.870	2	94.911
Not classified									
DNF	50	Gordon Halnon Sheane Formula Vee / 1600cc	6	DNF		13:44.436	2:02.552	2	102.902
DNF	8	Jimmy Furlong Sheane Formula Vee / 1600cc	3	DNF		6:05.858	1:56.045	3	108.672
DNF	41	Ken Foley Sheane Formula Vee / 1600cc	2	DNF		4:18.270	2:05.942	2	100.132

Margin of Victory	Avg. Speed	Best Lap Tm	Best Speed	Best Lap by
3.412	96.963	1:55.128	109.537	5 - Daniel Polley Leastone Formu

Clerk of the Course: Mark Kelly Orbits

Race Control: John Morris www.mylaps.com
 Chief Timekeeper: Paul Grogan

These results are provisional until conclusion of any judicial/tech matters Licensed to: Mondello Park Racing Circuit
 Printed: 11/09/2010 15:50:21



LMC Leinster Trophy Race Meeting

Formula Vee

Mondello International Circuit 3.503 Km

Final Race

11/09/2010 15:30

Race (15:00 Time) started at 15:29:40

	8	2:23.509	+26.327	7	2:23.366	+24.838	6	2:32.176	+30.581		
(5) Daniel Polley Leastone Formula Vee / 1				8	2:25.591	+27.063	7	2:28.146	+26.551		
1	2:03.018	+7.890	(66) Trevor Delaney Sheane Formula Vee /				8	2:29.623	+28.028		
2	1:55.650	+0.522	1	2:05.700	+8.815	(6) Robert Casey Formula Vee / 1600cc					
3	1:55.128		2	1:59.843	+2.958	1	2:04.964	+7.817	(14) Morgan McCourt Kers Leastone Formu		
4	2:05.010	+9.882	3	1:56.885		2	1:58.862	+1.715	1	2:08.135	+5.946
5	2:14.642	+19.514	4	2:07.958	+11.073	3	1:57.147		2	2:04.389	+2.200
6	2:19.081	+23.953	5	2:17.713	+20.828	4	2:07.302	+10.155	3	2:02.189	
7	2:22.633	+27.505	6	2:23.721	+26.836	5	2:40.837	+43.690	4	2:15.425	+13.236
8	2:23.008	+27.880	7	2:23.675	+26.790	6	2:23.367	+26.220	5	2:38.767	+36.578
			8	2:23.255	+26.370	7	2:25.318	+28.171	6	2:25.596	+23.407
(37) Damien Murphy Sheane Formula Vee						8	2:26.901	+29.754	7	2:26.304	+24.115
1	2:05.560	+6.736	(4) Adam McAulay Sheane FV 01 Formula V						8	2:27.098	+24.909
2	1:58.824		1	2:06.743	+9.007	(40) Joe Smith Sheane Formula Vee / 1600					
3	1:59.526	+0.702	2	2:01.110	+3.374	1	2:05.160	+5.870	(29) Philip Devlin Sheane Formula Vee / 16		
4	2:06.376	+7.552	3	1:57.736		2	1:59.487	+0.197	1	2:10.139	+6.636
5	2:15.122	+16.298	4	2:07.978	+10.242	3	1:59.290		2	2:03.503	
6	2:18.876	+20.052	5	2:19.194	+21.458	4	2:18.099	+18.809	3	2:04.524	+1.021
7	2:19.276	+20.452	6	2:21.628	+23.892	5	2:25.830	+26.540	4	2:15.401	+11.898
8	2:19.934	+21.110	7	2:22.125	+24.389	6	2:27.679	+28.389	5	2:23.386	+19.883
(38) Lloyd Murphy Formula Vee / 1600cc			8	2:22.411	+24.675	7	2:26.791	+27.501	6	2:25.565	+22.062
1	2:04.765	+6.838	(69) David Kelly Sheane Formula Vee / 160			8	2:28.564	+29.274	7	2:41.416	+37.913
2	1:59.054	+1.127	1	2:05.602	+5.880	(57) Ger Byrne Sheane Formula Vee / 1600			8	2:27.236	+23.733
3	1:57.927		2	2:01.589	+1.867	1	2:08.619	+6.551	(31) Philip Lawless Sheane Formula Vee /		
4	2:07.957	+10.030	3	1:59.722		2	2:03.390	+1.322	1	2:06.940	+4.551
5	2:16.177	+18.250	4	2:10.377	+10.655	3	2:02.068		2	2:04.998	+2.609
6	2:16.299	+18.372	5	2:18.737	+19.015	4	2:14.948	+12.880	3	2:02.389	
7	2:18.601	+20.674	6	2:21.997	+22.275	5	2:24.074	+22.006	4	2:19.182	+16.793
8	2:25.204	+27.277	7	2:21.867	+22.145	6	2:26.345	+24.277	5	2:30.129	+27.740
(96) Ray Moore Leastone 04 Formula Vee /			8	2:22.705	+22.983	7	2:26.789	+24.721	6	2:32.207	+29.818
1	2:05.250	+8.368	(52) Roy Halnon Formula Vee / 1600cc			8	2:31.400	+29.332	7	2:31.624	+29.235
2	1:59.017	+2.135	1	2:07.416	+9.773	(46) Mick Sammon Sheane Formula Vee /			8	2:33.099	+30.710
3	1:56.882		2	2:00.947	+3.304	1	2:07.809	+6.045	(31) Philip Lawless Sheane Formula Vee /		
4	2:06.827	+9.945	3	1:57.643		2	2:03.603	+1.839	1	2:09.797	+4.102
5	2:17.113	+20.231	4	2:09.280	+11.637	3	2:01.764		2	2:05.770	+0.075
6	2:20.531	+23.649	5	2:18.992	+21.349	4	2:16.423	+14.659	3	2:05.695	
7	2:20.835	+23.953	6	2:23.388	+25.745	5	2:25.223	+23.459	4	2:17.161	+11.466
8	2:22.900	+26.018	7	2:21.932	+24.289	6	2:26.363	+24.599	5	2:28.210	+22.515
(2) Robbie Allen Sheane Formula Vee / 160			8	2:23.550	+25.907	7	2:29.064	+27.300	6	2:28.821	+23.126
1	2:04.958	+7.776	(1) Brian Kelly Sheane Formula Vee / 1600			8	2:33.331	+31.567	7	2:29.798	+24.103
2	1:57.182		1	2:06.479	+7.951	(22) Paul Homer Leastone JH002 / 1600cc			8	2:31.426	+25.731
3	1:57.992	+0.810	2	2:00.874	+2.346	1	2:10.737	+9.142	(28) Aidan Byrne Sheane 00 Formula Vee /		
4	2:05.521	+8.339	3	1:58.528		2	2:03.090	+1.495	1	2:09.797	+4.102
5	2:16.125	+18.943	4	2:07.684	+9.156	3	2:01.595		2	2:05.770	+0.075
6	2:21.476	+24.294	5	2:18.840	+20.312	4	2:16.423	+14.659	3	2:05.695	
7	2:29.355	+32.173	6	2:25.396	+26.868	5	2:25.223	+23.459	4	2:17.161	+11.466
						6	2:26.363	+24.599	5	2:28.210	+22.515
						7	2:29.064	+27.300	6	2:28.821	+23.126
						8	2:33.331	+31.567	7	2:29.798	+24.103
									8	2:31.426	+25.731
						(22) Paul Homer Leastone JH002 / 1600cc			(3) Javier Pernas Leastone JN002 / 1600cc		
						1	2:10.737	+9.142	1	2:04.802	+3.324
						2	2:03.090	+1.495	2	2:24.133	+22.655
						3	2:01.595		3	2:01.478	
						4	2:15.854	+14.259	4	2:23.101	+21.623
						5	2:25.702	+24.107			

Clerk of the Course: Mark Kelly

Orbits

Race Control: John Morris

Chief Timekeeper: Paul Grogan

These results are provisional until conclusion of any judicial/tech matters

www.mylaps.com

Licensed to: Mondello Park Racing Circuit

Printed: 11/09/2010 15:50:46

Page 1/2



LMC Leinster Trophy Race Meeting

Formula Vee

Mondello International Circuit 3.503 Km

Final Race

11/09/2010 15:30

Race (15:00 Time) started at 15:29:40

5	2:24.661	+23.183	4	2:18.075	+11.759	4	2:16.856	+14.304
6	2:26.529	+25.051	5	2:36.499	+30.183	5	2:25.967	+23.415
7	2:27.218	+25.740	6	2:35.774	+29.458	6	2:28.453	+25.901
8	2:39.170	+37.692	7	2:35.661	+29.345			
			8	2:37.818	+31.502			
<u>(12) William Callaghan Sheane Formula Vee</u>			<u>(20) Paddy Cahill Formula Vee / 1600cc</u>			<u>(8) Jimmy Furlong Sheane Formula Vee / 1</u>		
1	2:07.427	+6.230	1	2:11.432	+6.645	1	2:05.106	+9.061
2	2:02.567	+1.370	2	2:06.724	+1.937	2	2:00.459	+4.414
3	2:01.197		3	2:04.787		3	1:56.045	
4	2:39.194	+37.997	4	2:32.781	+27.994	<u>(41) Ken Foley Sheane Formula Vee / 160C</u>		
5	2:25.945	+24.748	5	2:47.840	+43.053	1	2:10.149	+4.207
6	2:26.341	+25.144	6	2:36.129	+31.342	2	2:05.942	
7	2:29.729	+28.532	7	2:33.814	+29.027			
8	2:43.271	+42.074	8	2:43.046	+38.259			
<u>(25) Gavin Barr Leastone JH002 Formula V</u>			<u>(21) Tim O'Flaherty Formula Vee / 1600cc</u>					
1	2:06.051	+1.552	1	2:11.528	+5.858			
2	2:04.499		2	2:05.730	+0.060			
3	2:11.647	+7.148	3	2:05.670				
4	2:24.836	+20.337	4	2:36.581	+30.911			
5	2:34.658	+30.159	5	2:32.375	+26.705			
6	2:28.386	+23.887	6	2:36.710	+31.040			
7	2:28.371	+23.872	7	2:54.332	+48.662			
8	2:45.937	+41.438	8	2:39.566	+33.896			
<u>(67) Damian Murphy Leastone JH004 Form</u>			<u>(99) Paula Moore Leastone 004 Formula Vee</u>					
1	2:12.619	+7.769	1	2:10.747	+5.529			
2	2:07.102	+2.252	2	2:14.295	+9.077			
3	2:04.850		3	2:05.218				
4	2:28.292	+23.442	4	2:45.156	+39.938			
5	2:27.281	+22.431	5	2:30.810	+25.592			
6	2:34.949	+30.099	6	2:31.345	+26.127			
7	2:33.193	+28.343	7	2:47.425	+42.207			
8	2:34.990	+30.140	8	2:56.351	+51.133			
<u>(27) Shane O Riordan Sheane Formula Vee</u>			<u>(138) Niall McGahon Sheane Formula Vee /</u>					
1	2:14.101	+8.228	1	2:18.184	+5.314			
2	2:08.341	+2.468	2	2:12.870				
3	2:05.873		3	2:13.145	+0.275			
4	2:24.124	+18.251	4	2:41.998	+29.128			
5	2:30.526	+24.653	5	2:47.526	+34.656			
6	2:37.220	+31.347	6	2:45.503	+32.633			
7	2:37.319	+31.446	7	2:52.620	+39.750			
8	2:37.494	+31.621						
<u>(141) Ian Thornton Formula Vee / 1600cc</u>			<u>(50) Gordon Halnon Sheane Formula Vee /</u>					
1	2:21.873	+15.557	1	2:10.188	+7.636			
2	2:06.316		2	2:02.552				
3	2:07.378	+1.062	3	2:14.666	+12.114			

Clerk of the Course: Mark Kelly

Orbits

Race Control: John Morris

Chief Timekeeper: Paul Grogan

These results are provisional until conclusion of any judicial/tech matters

www.mylaps.com

Licensed to: Mondello Park Racing Circuit



LMC Leinster Trophy Race Meeting

Sorted on Laps

Historics Mondello International Circuit 3.503 Km

Race 2 11/09/2010 16:00

Race (15:00 Time) started at 16:03:13

Pos	No.	Name	Laps	Diff	Gap	Total Tm	Best Tm	In Lap	Best Speed
1	23	Jackie Cochrane Sunbeam Tiger / 4700cc	6			14:52.229	2:26.597	2	86.024
2	15	Alan Kessie Gryphon / 1600cc	6	29.482	29.482	15:21.711	2:32.133	5	82.893
3	16	Tommy Doherty Ford Capri / 3000cc	6	32.373	2.891	15:24.602	2:31.753	6	83.101
4	89	Bernard Foley MGB GT V8 / 3900cc	6	46.909	14.536	15:39.138	2:31.623	5	83.172
5	7	Billy Crosbie Lotus 7 / 1650cc	6	48.088	1.179	15:40.317	2:30.492	6	83.797
6	55	John Cardoo Austin Mini / 1380cc	6	1:02.975	14.887	15:55.204	2:31.254	6	83.375
7	62	Barry Smith Austin Healy Sprite / 1330cc	6	1:04.628	1.653	15:56.857	2:35.498	3	81.099
8	17	Ian Thornton VW Golf / 1600cc	6	1:08.182	3.554	16:00.411	2:36.432	6	80.615
9	88	David Moloney MG Midget / 1275cc	6	1:10.778	2.596	16:03.007	2:36.733	4	80.460
10	72	Wolfgang Schnittger MG Midget / 1275cc	6	1:31.318	20.540	16:23.547	2:38.564	6	79.531
11	44	Mark Egan Porsche / 3200cc	6	1:31.459	0.141	16:23.688	2:38.156	6	79.736
12	51	Peter Murray BMW 6 Series	6	1:44.289	12.830	16:36.518	2:41.380	2	78.144
13	99	Vincent O'Reilly Austin Healy / 1400cc	6	2:00.566	16.277	16:52.795	2:43.039	6	77.348

Not classified

DNF	42	Matt Dunne MG Midget / 1460cc	4	DNF		12:01.930	2:45.072	2	76.396
DNF	41	Liam Ruth MG Midget / 1300cc	2	DNF		6:00.447	2:48.327	2	74.918
DNS	6	Edmund Cassidy Sunbeam Tiger		DNS				0	-
DNS	253	Leo Nulty Davrian Imp / 998cc		DNS				0	-

Margin of Victory	Avg. Speed	Best Lap Tm	Best Speed	Best Lap by
29.482	84.804	2:26.597	86.024	23 - Jackie Cochrane Sunbeam T

Clerk of the Course: Mark Kelly

Orbits

Race Control: John Morris

Chief Timekeeper: Paul Grogan

www.mylaps.com

These results are provisional until conclusion of any judicial/tech matters

Licensed to: Mondello Park Racing Circuit

Printed: 11/09/2010 16:22:02



LMC Leinster Trophy Race Meeting

Historics Mondello International Circuit 3.503 Km

Race 2 11/09/2010 16:00

Race (15:00 Time) started at 16:03:13

<u>(23) Jackie Cochrane Sunbeam Tiger / 470</u>			<u>(62) Barry Smith Austin Healy Sprite / 1330</u>		
1	2:32.708	+6.111	1	2:45.836	+10.338
2	2:26.597		2	2:42.463	+6.965
3	2:29.115	+2.518	3	2:35.498	
4	2:28.451	+1.854	4	2:38.002	+2.504
5	2:26.927	+0.330	5	2:35.544	+0.046
6	2:28.221	+1.624	6	2:36.145	+0.647
<u>(15) Alan Kessie Gryphon / 1600cc</u>			<u>(17) Ian Thornton VW Golf / 1600cc</u>		
1	2:36.493	+4.360	1	2:45.275	+8.843
2	2:34.175	+2.042	2	2:39.887	+3.455
3	2:33.214	+1.081	3	2:38.607	+2.175
4	2:32.962	+0.829	4	2:38.475	+2.043
5	2:32.133		5	2:38.741	+2.309
6	2:32.734	+0.601	6	2:36.432	
<u>(16) Tommy Doherty Ford Capri / 3000cc</u>			<u>(42) Matt Dunne MG Midget / 1460cc</u>		
1	2:38.767	+7.014	1	2:46.695	+1.623
2	2:32.604	+0.851	2	2:45.072	
3	2:32.839	+1.086	3	2:51.908	+6.836
4	2:33.226	+1.473	4	3:35.921	+50.849
5	2:32.852	+1.099	<u>(41) Liam Ruth MG Midget / 1300cc</u>		
6	2:31.753		1	3:07.781	+19.454
<u>(89) Bernard Foley MGB GT V8 / 3900cc</u>			2	2:48.327	
1	2:42.483	+10.860	<u>(88) David Moloney MG Midget / 1275cc</u>		
2	2:42.486	+10.863	1	2:46.698	+9.965
3	2:36.426	+4.803	2	2:43.934	+7.201
4	2:32.230	+0.607	3	2:37.407	+0.674
5	2:31.623		4	2:36.733	
6	2:33.227	+1.604	5	2:37.396	+0.663
<u>(7) Billy Crosbie Lotus 7 / 1650cc</u>			6	2:37.201	+0.468
1	2:43.431	+12.939	<u>(72) Wolfgang Schnittger MG Midget / 127</u>		
2	2:39.712	+9.220	1	2:47.734	+9.170
3	2:39.295	+8.803	2	2:43.314	+4.750
4	2:32.856	+2.364	3	2:46.442	+7.878
5	2:33.430	+2.938	4	2:43.634	+5.070
6	2:30.492		5	2:39.796	+1.232
<u>(55) John Cardoo Austin Mini / 1380cc</u>			6	2:38.564	
1	2:52.598	+21.344	<u>(44) Mark Egan Porsche / 3200cc</u>		
2	2:41.002	+9.748	1	2:54.379	+16.223
3	2:40.459	+9.205	2	2:40.807	+2.651
4	2:33.723	+2.469	3	2:42.245	+4.089
5	2:33.632	+2.378	4	2:43.150	+4.994
6	2:31.254		5	2:40.461	+2.305
<u>(51) Peter Murray BMW 6 Series</u>			6	2:38.156	
1	2:50.758	+9.378	<u>(99) Vincent O'Reilly Austin Healy / 1400cc</u>		
2	2:41.380		1	2:50.758	+9.378
3	2:43.684	+2.304	2	2:41.380	
4	2:50.583	+9.203	3	2:43.684	+2.304
5	2:42.471	+1.091	4	2:50.583	+9.203
6	2:44.172	+2.792	5	2:42.471	+1.091

Clerk of the Course: Mark Kelly

Orbits

Race Control: John Morris

Chief Timekeeper: Paul Grogan

These results are provisional until conclusion of any judicial/tech matters

www.mylaps.com

Licensed to: Mondello Park Racing Circuit

Printed: 11/09/2010 16:22:26



LMC Leinster Trophy Race Meeting

Sorted on Best Lap time

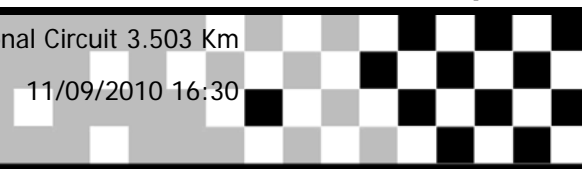
Fiat Punto Abarth

Mondello International Circuit 3.503 Km

Qualifying

11/09/2010 16:30

Qualifying (15:00 Time) started at 16:23:59



Pos	No.	Name	Best Tm	Diff	Best Speed	In Lap
1	2	Alistair Kellett Fiat Punto Abarth / 1800cc	2:11.830		95.660	5
2	19	Clive Pratt Fiat Punto Abarth / 1800cc	2:11.910	0.080	95.602	4
3	11	Noel Greene Fiat Punto Abarth / 1800cc	2:13.062	1.232	94.774	4
4	5	Nigel Pratt Fiat Punto Abarth / 1800cc	2:13.641	1.811	94.363	5
5	3	Gordon Kellett Fiat Punto Abarth / 1800cc	2:13.845	2.015	94.219	3
6	42	Gary Miller Fiat Punto Abarth / 1800cc	2:14.543	2.713	93.731	4
7	12	John Denning Fiat Punto Abarth / 1800cc	2:14.923	3.093	93.467	3
8	15	Barry John McHenry Fiat Punto Abarth / 1800cc	2:15.999	4.169	92.727	6

Announcements

CAR NO'S 11 & 15 - FASTEST LAP TIME INVALID FOR NOT SLOWING UNDER YELLOW FLAG

Clerk of the Course: Mark Kelly

Orbits

Race Control: John Morris

Chief Timekeeper: Paul Grogan

www.mylaps.com

These results are provisional until conclusion of any judicial/tech matters

Licensed to: Mondello Park Racing Circuit

Printed: 12/09/2010 09:59:06



LMC Leinster Trophy Race Meeting

Fiat Punto Abarth

Mondello International Circuit 3.503 Km

Qualifying

11/09/2010 16:30

Qualifying (15:00 Time) started at 16:23:59

			3	2:14.692	+0.149
(2) Alistair Kellett Fiat Punto Abarth / 1800			4	2:14.543	
1	2:22.917	+11.087	5	2:20.056	+5.513
2	2:13.252	+1.422	6	2:21.047	+6.504
3	2:13.031	+1.201	7	2:15.314	+0.771
4	2:12.312	+0.482			
5	2:11.830		(12) John Denning Fiat Punto Abarth / 180		
6	2:12.199	+0.369	1	2:26.100	+11.177
7	2:12.015	+0.185	2	2:15.740	+0.817
			3	2:14.923	
(19) Clive Pratt Fiat Punto Abarth / 1800cc			4	2:15.270	+0.347
1	2:23.344	+11.434	(15) Barry John McHenry Fiat Punto Abarth		
2	2:13.044	+1.134	1	2:31.681	+15.682
3	2:13.098	+1.188	2	2:20.312	+4.313
4	2:11.910		3	2:17.406	+1.407
5	2:12.545	+0.635	4	2:16.687	+0.688
6	2:21.972	+10.062	5	2:17.389	+1.390
7	2:12.072	+0.162	6	2:15.999	
(11) Noel Greene Fiat Punto Abarth / 1800			7	2:14.698	-1.301
1	2:27.541	+14.479			
2	2:14.133	+1.071			
3	2:20.135	+7.073			
4	2:13.062				
5	2:13.635	+0.573			
6	2:33.638	+20.576			
7	2:12.784	-0.278			
(5) Nigel Pratt Fiat Punto Abarth / 1800cc					
1	2:26.938	+13.297			
2	2:14.383	+0.742			
3	2:14.628	+0.987			
4	2:13.707	+0.066			
5	2:13.641				
6	2:16.053	+2.412			
7	2:14.011	+0.370			
(3) Gordon Kellett Fiat Punto Abarth / 1800					
1	2:20.853	+7.008			
2	2:15.016	+1.171			
3	2:13.845				
4	2:14.618	+0.773			
5	2:14.237	+0.392			
6	2:13.984	+0.139			
7	2:13.878	+0.033			
(42) Gary Miller Fiat Punto Abarth / 1800cc					
1	2:30.083	+15.540			
2	2:15.323	+0.780			

Clerk of the Course: Mark Kelly

Orbits

Race Control: John Morris

Chief Timekeeper: Paul Grogan

These results are provisional until conclusion of any judicial/tech matters

www.mylaps.com

Licensed to: Mondello Park Racing Circuit



LMC Leinster Trophy Race Meeting

Sorted on Best Lap time

Formula Sheane Rover

Mondello International Circuit 3.503 Km

Qualifying

11/09/2010 17:00

Qualifying (15:00 Time) started at 16:48:42

Pos	No.	Name	Best Tm	Diff	Best Speed	In Lap
1	29	Stephen Drury Formula Sheane Rover / 1800cc	2:11.409		95.966	5
2	7	Kevin Sheane Jnr Formula Sheane Rover / 1800ccc	2:11.459	0.050	95.930	6
3	3	Brian Hearty Formula Sheane Rover / 1800cc	2:13.221	1.812	94.661	6
4	2	Anton Savage Formula Sheane Rover / 1800cc	2:13.403	1.994	94.532	4
5	60	Tristan Quinn Formula Sheane Rover / 1800cc	2:13.647	2.238	94.359	5
6	21	John Alvey Formula Sheane Rover / 1800cc	2:14.696	3.287	93.624	4
7	8	Mark Keenan Formula Sheane Rover / 1800cc	2:15.922	4.513	92.780	5
8	14	Chris McCabe Formula Sheane Rover / 1800cc	2:16.697	5.288	92.254	5
9	9	Dan Mulligan Formula Sheane Rover / 1800cc	2:18.092	6.683	91.322	6
10	18	Kevin Sheane Snr Formula Sheane Rover / 1800cc	2:21.299	9.890	89.249	5
11	51	Noel Cooley Formula Sheane Rover / 1800cc	2:22.573	11.164	88.452	3
12	19	Brian McConnell Formula Sheane Rover / 1800cc	2:24.048	12.639	87.546	4
13	20	John Linnane Formula Sheane Rover / 1800cc	2:26.761	15.352	85.927	6
14	25	Keith Hogg Formula Sheane Rover / 1800cc	2:32.814	21.405	82.524	1
15	24	Breen White Formula Sheane Rover / 1800cc	2:39.347	27.938	79.140	5

Clerk of the Course: Mark Kelly

Orbits

Race Control: John Morris

Chief Timekeeper: Paul Grogan

www.mylaps.com

These results are provisional until conclusion of any judicial/tech matters

Licensed to: Mondello Park Racing Circuit

Printed: 11/09/2010 17:05:05



LMC Leinster Trophy Race Meeting

Formula Sheane Rover

Mondello International Circuit 3.503 Km

Qualifying

11/09/2010 17:00

Qualifying (15:00 Time) started at 16:48:42

<u>(29) Stephen Drury Formula Sheane Rover</u>			<u>(8) Mark Keenan Formula Sheane Rover / ' .</u>			2	2:32.022	+5.261
1	2:19.424	+8.015	1	2:23.568	+7.646	3	2:31.585	+4.824
2	2:16.035	+4.626	2	2:19.389	+3.467	4	2:33.328	+6.567
3	2:13.458	+2.049	3	2:17.031	+1.109	5	2:29.699	+2.938
4	2:12.450	+1.041	4	2:16.956	+1.034	6	2:26.761	
5	2:11.409		5	2:15.922		<u>(25) Keith Hogg Formula Sheane Rover / 1</u>		
6	2:13.510	+2.101	6	2:28.889	+12.967	1	2:32.814	
<u>(7) Kevin Sheane Jnr Formula Sheane Rover</u>			<u>(14) Chris McCabe Formula Sheane Rover /</u>			<u>(24) Breen White Formula Sheane Rover /</u>		
1	2:23.504	+12.045	1	2:37.914	+21.217	1	2:52.875	+13.528
2	2:14.572	+3.113	2	2:20.224	+3.527	2	2:43.518	+4.171
3	2:13.207	+1.748	3	2:18.995	+2.298	3	2:42.803	+3.456
4	2:12.986	+1.527	4	2:17.454	+0.757	4	2:39.652	+0.305
5	2:11.726	+0.267	5	2:16.697		5	2:39.347	
6	2:11.459		6	2:17.009	+0.312	<u>(9) Dan Mulligan Formula Sheane Rover / ' .</u>		
7	2:24.374	+12.915				1	2:35.689	+17.597
<u>(3) Brian Hearty Formula Sheane Rover / 1</u>						2	2:24.592	+6.500
1	2:23.280	+10.059				3	2:21.455	+3.363
2	2:15.084	+1.863				4	2:19.044	+0.952
3	2:15.630	+2.409				5	2:26.649	+8.557
4	2:13.736	+0.515				6	2:18.092	
5	2:13.578	+0.357				<u>(18) Kevin Sheane Snr Formula Sheane Rover /</u>		
6	2:13.221					1	2:28.437	+7.138
<u>(2) Anton Savage Formula Sheane Rover /</u>						2	2:24.947	+3.648
1	2:24.058	+10.655				3	2:25.842	+4.543
2	2:19.746	+6.343				4	2:23.185	+1.886
3	2:13.816	+0.413				5	2:21.299	
4	2:13.403					6	2:23.344	+2.045
5	2:29.856	+16.453				<u>(51) Noel Cooley Formula Sheane Rover / ' .</u>		
6	2:14.908	+1.505				1	2:49.973	+27.400
<u>(60) Tristan Quinn Formula Sheane Rover /</u>						2	2:24.329	+1.756
1	2:23.211	+9.564				3	2:22.573	
2	2:16.668	+3.021				4	2:30.188	+7.615
3	2:15.700	+2.053				5	2:24.607	+2.034
4	2:14.546	+0.899				6	2:30.743	+8.170
5	2:13.647					<u>(19) Brian McConnell Formula Sheane Rover /</u>		
6	2:13.653	+0.006				1	2:32.002	+7.954
<u>(21) John Alvey Formula Sheane Rover / 1:</u>						2	2:25.156	+1.108
1	2:23.001	+8.305				3	2:25.052	+1.004
2	2:23.155	+8.459				4	2:24.048	
3	2:15.324	+0.628				<u>(20) John Linnane Formula Sheane Rover /</u>		
4	2:14.696					1	2:56.530	+29.769
5	2:14.761	+0.065						
6	2:23.533	+8.837						

Clerk of the Course: Mark Kelly

Orbits

Race Control: John Morris

Chief Timekeeper: Paul Grogan

These results are provisional until conclusion of any judicial/tech matters

www.mylaps.com

Licensed to: Mondello Park Racing Circuit

Printed: 11/09/2010 17:05:42



LMC Leinster Trophy Race Meeting

Sorted on Best Lap time

Fiat Uno / Punto

Mondello International Circuit 3.503 Km

Qualifying

12/09/2010 09:30

Qualifying (15:00 Time) started at 9:31:00

Pos	No.	Name	Best Tm	Diff	Best Speed	In Lap
2010 FIAT PUNTO CHALLENGE						
1	6	Barry Travers Fiat Punto / 1400cc	2:06.484		99.703	4
2	77	Barry Hallion Fiat Punto / 1400cc	2:06.700	0.216	99.533	3
3	2	Brendan Travers Punto / 1400cc	2:07.402	0.918	98.984	3
4	31	Mark McCormack Fiat Punto / 1400cc	2:07.877	1.393	98.617	7
5	42	Karl Miller Fiat Punto / 1400cc	2:08.274	1.790	98.311	7
6	33	Paul Flanagan Fiat Punto / 1400cc	2:08.425	1.941	98.196	5
7	83	John McCormack Fiat Punto / 1400cc	2:08.903	2.419	97.832	2
8	5	Gary Cunningham Fiat Punto / 1400cc	2:09.337	2.853	97.503	3
9	9	Val Thomspson Fiat Punto / 1400cc	2:12.716	6.232	95.021	2
10	17	Coilin Clinton Fiat Punto / 1400cc	2:12.780	6.296	94.975	5
11	17	Coilin Clinton Fiat Punto / 1400cc			-	0

2010 FIAT UNO CHALLENGE

1	13	Anthony Connors Fiat Uno / 1300cc	2:15.832		92.841	5
2	68	Beverly Travers Uno / 1300cc	2:18.722	2.890	90.907	3
3	23	Mark Roche Uno / 1300cc	2:18.957	3.125	90.753	1
4	501	Ulick Burke Fiat Uno / 1300cc	2:19.521	3.689	90.386	4
5	22	Gary Owens Fiat Uno / 1300cc	2:19.783	3.951	90.217	2
6	39	Sabrina O Reilly Fiat Uno / 1300cc	2:21.072	5.240	89.393	5
7	11	Aimee Woods Fiat Uno / 1300cc	2:21.646	5.814	89.030	3
8	111	Maurice Traynor Fiat Uno / 1300cc	2:23.869	8.037	87.655	5
9	16	Barry Murphy Uno / 1300cc	2:23.968	8.136	87.594	3
10	82	Colin Moran Uno / 1300cc	2:25.934	10.102	86.414	4
11	46	Carl Byrne Fiat Uno / 1300cc			-	0

Clerk of the Course: Mark Kelly

Orbits

Race Control: John Morris

Chief Timekeeper: Paul Grogan

www.mylaps.com

These results are provisional until conclusion of any judicial/tech matters

Licensed to: Mondello Park Racing Circuit

Printed: 12/09/2010 09:53:09



LMC Leinster Trophy Race Meeting

Fiat Uno / Punto

Mondello International Circuit 3.503 Km

Qualifying

12/09/2010 09:30

Qualifying (15:00 Time) started at 9:31:00

<u>(6) Barry Travers Fiat Punto / 1400cc</u>			<u>(83) John McCormack Fiat Punto / 1400cc</u>			<u>(22) Gary Owens Fiat Uno / 1300cc</u>		
1	2:21.911	+15.427	1	2:13.131	+4.228	1	2:46.333	+26.550
2	2:08.386	+1.902	2	2:08.903		2	2:19.783	
3	2:06.557	+0.073	<u>(5) Gary Cunningham Fiat Punto / 1400cc</u>			3	2:19.789	+0.006
4	2:06.484		1	2:23.883	+14.546	4	2:22.256	+2.473
5	2:07.966	+1.482	2	2:09.652	+0.315	<u>(39) Sabrina O Reilly Fiat Uno / 1300cc</u>		
<u>(77) Barry Hallion Fiat Punto / 1400cc</u>			3	2:09.337		1	2:37.933	+16.861
1	2:25.582	+18.882	<u>(9) Val Thomspson Fiat Punto / 1400cc</u>			2	2:25.538	+4.466
2	2:10.640	+3.940	1	2:14.096	+1.380	3	2:22.270	+1.198
3	2:06.700		2	2:12.716		4	2:44.165	+23.093
4	2:06.924	+0.224	3	2:15.188	+2.472	5	2:21.072	
5	2:08.344	+1.644	4	2:15.311	+2.595	6	2:22.244	+1.172
6	2:07.457	+0.757	5	2:14.400	+1.684	<u>(11) Aimee Woods Fiat Uno / 1300cc</u>		
7	2:25.264	+18.564	<u>(17) Coilin Clinton Fiat Punto / 1400cc</u>			1	2:35.880	+14.234
<u>(2) Brendan Travers Punto / 1400cc</u>			1	2:28.440	+15.660	2	2:27.337	+5.691
1	2:28.181	+20.779	2	2:14.585	+1.805	3	2:21.646	
2	2:09.090	+1.688	3	2:13.139	+0.359	4	2:29.537	+7.891
3	2:07.402		4	2:13.685	+0.905	5	2:52.329	+30.683
<u>(31) Mark McCormack Fiat Punto / 1400cc</u>			5	2:12.780		6	2:29.639	+7.993
1	2:24.727	+16.850	6	2:13.653	+0.873	<u>(111) Maurice Traynor Fiat Uno / 1300cc</u>		
2	2:08.232	+0.355	7	2:12.952	+0.172	1	2:25.400	+1.531
3	2:08.182	+0.305	<u>(13) Anthony Connors Fiat Uno / 1300cc</u>			2	2:25.286	+1.417
4	2:17.306	+9.429	1	2:38.774	+22.942	3	2:27.186	+3.317
5	2:10.452	+2.575	2	2:19.874	+4.042	4	2:25.456	+1.587
6	2:08.882	+1.005	3	2:15.924	+0.092	5	2:23.869	
7	2:07.877		4	2:16.148	+0.316	<u>(16) Barry Murphy Uno / 1300cc</u>		
<u>(42) Karl Miller Fiat Punto / 1400cc</u>			5	2:15.832		1	2:44.411	+20.443
1	2:29.209	+20.935	6	2:16.048	+0.216	2	2:26.496	+2.528
2	2:15.222	+6.948	<u>(68) Beverly Travers Uno / 1300cc</u>			3	2:23.968	
3	2:08.342	+0.068	1	2:42.119	+23.397	4	2:28.102	+4.134
4	2:09.184	+0.910	2	2:19.036	+0.314	5	2:38.313	+14.345
5	2:09.189	+0.915	3	2:18.722		<u>(82) Colin Moran Uno / 1300cc</u>		
6	2:08.427	+0.153	4	2:22.033	+3.311	1	2:26.388	+0.454
7	2:08.274		5	2:30.768	+12.046	2	2:26.757	+0.823
<u>(33) Paul Flanagan Fiat Punto / 1400cc</u>			6	2:20.459	+1.737	3	2:26.377	+0.443
1	2:26.098	+17.673	<u>(23) Mark Roche Uno / 1300cc</u>			4	2:25.934	
2	2:11.385	+2.960	1	2:18.957		5	2:30.934	+5.000
3	2:08.984	+0.559	2	2:20.004	+1.047	<u>(501) Ulick Burke Fiat Uno / 1300cc</u>		
4	2:09.991	+1.566	3	2:21.630	+2.673	1	2:23.092	+3.571
5	2:08.425		p4	4:41.239	+2:22.282			
6	2:08.679	+0.254	<u>(82) Colin Moran Uno / 1300cc</u>					
7	2:09.253	+0.828						

Clerk of the Course: Mark Kelly

Orbits

Race Control: John Morris

Chief Timekeeper: Paul Grogan

These results are provisional until conclusion of any judicial/tech matters

www.mylaps.com

Licensed to: Mondello Park Racing Circuit

Printed: 12/09/2010 09:54:14



LMC Leinster Trophy Race Meeting

Sorted on Best Lap time

ITCC

Mondello International Circuit 3.503 Km

Qualifying

12/09/2010 09:55

Qualifying (15:00 Time) started at 10:05:49

Pos	No.	Name	Best Tm	Diff	Best Speed	In Lap
1	5	Brian Sexton EVO / 2000cc	1:52.404		112.192	3
2	4	Martin Tracey Ford RS500 / 2000cc	1:53.002	0.598	111.598	3
3	15	John Whelan Peugeot 306 / 1998cc	1:55.057	2.653	109.605	4
4	27	Barry Rabbitt Honda Integra DC2 / 1800cc	1:55.261	2.857	109.411	2
5	25	Philip Burdock Honda Civic / 2000cc	1:55.458	3.054	109.224	5
6	18	Jonathan Brady Honda Integra / 1800cc	1:58.132	5.728	106.752	4
7	9	Tom Fahy Honda Integra Type R / 1800cc	1:58.904	6.500	106.059	5
8	40	Thomas O'Rourke Opel Astra / 1993cc	1:58.918	6.514	106.046	3
9	72	David Walsh Nissan Silvia / 1997cc	1:59.695	7.291	105.358	5
10	24	Donal Arundel Mazda MX6 / 2000cc	1:59.726	7.322	105.331	4
11	20	Keith Campbell VW Corrado / 2000cc	1:59.849	7.445	105.222	4
12	17	Stephen Maher BMW Compact / 2300cc	2:01.022	8.618	104.203	3
13	21	Garreth Hayden Subaru Impreza / 2000cc	2:01.035	8.631	104.191	4
14	969	Danny Calnan Honda Civic / 1800cc	2:03.251	10.847	102.318	3
15	10	James Mannion Honda Integra / 1800cc	2:03.696	11.292	101.950	5
16	66	Paul Cinelli Honda Civic EK9 / 1800	2:04.035	11.631	101.671	5
17	26	Philip Brennan Rover 25 GTi / 1796cc	2:04.106	11.702	101.613	4
18	11	Francis Kearns Honda Civic / 1800cc	2:04.352	11.948	101.412	3
19	53	David Clarke VW Golf GTi / 2000cc	2:04.431	12.027	101.348	4
20	37	Ian Beatty Honda Prelude / 2200cc	2:06.429	14.025	99.746	3
21	30	James Collen Peugeot 306 / 2000cc	2:07.850	15.446	98.637	2
22	38	Mark Lawless Peugeot 205 / 1600cc	2:07.956	15.552	98.556	4
23	961	Fergal Bowes Peugeot 306 GTi / 2000cc	2:08.760	16.356	97.940	4
24	19	Paul Fitzpatrick Opel Corsa / 2000cc	2:11.083	18.679	96.205	4
25	666	Liam Moran Fiat Coupe / 2000cc	2:14.424	22.020	93.814	4
26	12	Paul O'Brien VW Scirocco / 1998cc	2:14.964	22.560	93.438	1
27	69	Jonathan Flynn Toyota Altezza / 2000cc	2:22.815	30.411	88.302	2
28	22	Anthony Murtagh VW Corrado / 1800cc			-	0

Clerk of the Course: Mark Kelly

Orbits

Race Control: John Morris

Chief Timekeeper: Paul Grogan

www.mylaps.com

These results are provisional until conclusion of any judicial/tech matters

Licensed to: Mondello Park Racing Circuit

Printed: 12/09/2010 10:24:06


LMC Leinster Trophy Race Meeting
ITCC
Mondello International Circuit 3.503 Km
Qualifying
12/09/2010 09:55
Qualifying (15:00 Time) started at 10:05:49

(5) Brian Sexton EVO / 2000cc	6	1:59.417	+0.513	2	2:06.563	+3.312	2	2:07.850		
1	2:14.909	+22.505	(40) Thomas O'Rourke Opel Astra / 1993cc	3	2:03.251		(38) Mark Lawless Peugeot 205 / 1600cc			
2	2:00.223	+7.819	1	2:19.778	+20.860	4	2:04.222	+0.971		
3	1:52.404		2	2:03.812	+4.894	5	2:03.869	+0.618		
(4) Martin Tracey Ford RS500 / 2000cc	3	1:58.918		(10) James Mannion Honda Integra / 1800		1	2:44.305	+36.349		
1	2:10.880	+17.878	4	1:59.498	+0.580	2	2:10.624	+2.668		
2	1:55.794	+2.792	5	2:00.585	+1.667	3	2:13.535	+5.579		
3	1:53.002		(72) David Walsh Nissan Silvia / 1997cc		1	2:19.161	+15.465	4	2:07.956	
4	1:54.042	+1.040	1	2:25.027	+25.332	2	2:07.557	+3.861		
(15) John Whelan Peugeot 306 / 1998cc	2	2:04.985	+5.290	2	2:03.826	+0.130	(961) Fergal Bowes Peugeot 306 GTi / 2000			
1	2:17.445	+22.388	p3	2:44.380	+44.685	3	2:04.973	+1.277		
2	1:57.810	+2.753	4	2:07.878	+8.183	5	2:03.696			
3	1:55.297	+0.240	5	1:59.695		6	2:04.149	+0.453		
4	1:55.057		(24) Donal Arundel Mazda MX6 / 2000cc		(66) Paul Cinelli Honda Civic EK9 / 1800		1	2:43.058	+39.023	
p5	3:03.020	+1:07.963	1	2:20.657	+20.931	2	2:09.447	+5.412		
6	2:16.363	+21.306	2	2:01.785	+2.059	3	2:06.981	+2.946		
(27) Barry Rabbitt Honda Integra DC2 / 18	3	2:00.855	+1.129	3	1:59.726		4	2:04.445	+0.410	
1	2:07.344	+12.083	4	2:00.208	+0.482	5	2:05.599	+1.564		
2	1:55.261		5	2:00.208	+0.482	(26) Philip Brennan Rover 25 GTi / 1796cc		1	2:42.387	+38.281
3	1:55.561	+0.300	p6	4:31.816	+2:32.090	2	2:09.709	+5.603		
p4	5:04.171	+3:08.910	(20) Keith Campbell VW Corrado / 2000cc		3	2:07.491	+3.385	(19) Paul Fitzpatrick Opel Corsa / 2000cc		
5	2:19.463	+24.202	1	2:19.419	+19.570	4	2:04.106			
(25) Philip Burdock Honda Civic / 2000cc	2	2:05.074	+5.225	2	2:05.074	+5.225	5	2:04.035		
1	2:17.574	+22.116	3	2:01.196	+1.347	6	2:05.599	+1.564		
2	2:02.982	+7.524	4	1:59.849		(11) Francis Kearns Honda Civic / 1800cc		1	2:40.105	+35.753
3	1:57.774	+2.316	5	2:00.651	+0.802	2	2:18.571	+14.219		
4	1:55.949	+0.491	6	2:00.481	+0.632	3	2:04.352			
5	1:55.458		(17) Stephen Maher BMW Compact / 2300		4	2:05.859	+1.507	(12) Paul O'Brien VW Scirocco / 1998cc		
6	2:00.698	+5.240	1	2:39.735	+38.713	5	2:20.068	+15.716		
(18) Jonathan Brady Honda Integra / 1800	2	2:02.492	+1.470	2	2:02.492	+1.470	(53) David Clarke VW Golf GTi / 2000cc			
1	2:12.253	+14.121	3	2:01.022		1	2:42.958	+38.527		
2	1:58.953	+0.821	4	2:05.193	+4.171	2	2:17.973	+13.542		
3	1:58.389	+0.257	5	2:03.013	+1.991	3	2:05.175	+0.744		
4	1:58.132		6	2:07.295	+6.273	4	2:04.431			
5	1:58.906	+0.774	(21) Garreth Hayden Subaru Impreza / 2000		5	2:04.940	+0.509	(69) Jonathan Flynn Toyota Altezza / 2000cc		
6	1:58.810	+0.678	1	2:22.706	+21.671	(37) Ian Beatty Honda Prelude / 2200cc		1	2:28.787	+5.972
(9) Tom Fahy Honda Integra Type R / 1800	2	2:03.797	+2.762	2	2:03.797	+2.762	2	2:22.815		
1	2:23.412	+24.508	3	2:01.690	+0.655	3	5:13.703	+2:50.888		
2	2:31.943	+33.039	4	2:01.035		(22) Anthony Murtagh VW Corrado / 1800cc		p1	4:18.689	-3:56:36.086
3	2:00.755	+1.851	5	2:03.204	+2.169	2	2:28.605	-3:58:26.170		
4	2:01.278	+2.374	(969) Danny Calnan Honda Civic / 1800cc		1	2:22.643	+19.392	(30) James Collen Peugeot 306 / 2000cc		
5	1:58.904		1	2:22.643	+19.392	1	2:09.754	+1.904		

Clerk of the Course: Mark Kelly
Orbits
Race Control: John Morris
Chief Timekeeper: Paul Grogan
These results are provisional until conclusion of any judicial/tech matters
www.mylaps.com
Licensed to: Mondello Park Racing Circuit



LMC Leinster Trophy Race Meeting

Sorted on Best Lap time

Ginetta Junior Ireland Supported by Michelin

Mondello International Circuit 3.503 Km

Qualifying

12/09/2010 10:20

Qualifying (15:00 Time) started at 10:29:23

Pos	No.	Name	Best Tm	Diff	Best Speed	In Lap
1	5	Niall Murray Ginetta G20 Junior / 1400cc	2:05.997		100.088	2
2	3	Andy O'Brien Ginetta G20 Junior / 1400cc	2:06.418	0.421	99.755	3
3	52	Joel Richardson Ginetta G20 Junior / 1400cc	2:06.642	0.645	99.578	3
4	11	Andrew Watson Ginetta G20 Junior / 1400cc	2:08.106	2.109	98.440	7
5	76	Jake Byrne Ginetta G20 Junior / 1400cc	2:08.403	2.406	98.213	3
6	2	Andrew Clarke Ginetta G20 Junior / 1400cc	2:09.824	3.827	97.138	3
7	40	Sean Doyle Ginetta G20 Junior / 1400cc	2:12.159	6.162	95.421	3
8	10	James Fleming Ginetta G20 Junior / 1400cc	2:13.214	7.217	94.666	7
9	14	Megan Kessie Ginetta G20 Junior / 1400cc	2:21.330	15.333	89.229	6



LMC Leinster Trophy Race Meeting

Ginetta Junior Ireland Supported by Michelin

Mondello International Circuit 3.503 Km

Qualifying

12/09/2010 10:20

Qualifying (15:00 Time) started at 10:29:23

(5) Niall Murray Ginetta G20 Junior / 1400c

1	2:15.507	+9.510
2	2:05.997	
3	2:06.647	+0.650

(40) Sean Doyle Ginetta G20 Junior / 1400c

1	2:21.170	+9.011
2	3:30.213	+1:18.054
3	2:12.159	

(3) Andy O'Brien Ginetta G20 Junior / 1400c

1	2:17.189	+10.771
2	2:07.215	+0.797
3	2:06.418	
4	2:07.718	+1.300
5	13:46.328	+11:39.910
6	2:19.908	+13.490
7	3:49.208	+1:42.790

(10) James Fleming Ginetta G20 Junior / 1400c

1	3:03.853	+50.639
2	2:16.192	+2.978
3	2:14.463	+1.249
p4	14:49.455	+12:36.241
5	2:24.876	+11.662
6	2:15.211	+1.997
7	2:13.214	

(52) Joel Richardson Ginetta G20 Junior / 1400c

1	2:14.539	+7.897
2	2:07.080	+0.438
3	2:06.642	
4	2:07.207	+0.565
5	15:57.052	+13:50.410
6	2:21.602	+14.960
7	2:07.548	+0.906

(14) Megan Kessie Ginetta G20 Junior / 1400c

1	2:45.832	+24.502
2	2:26.495	+5.165
3	2:21.843	+0.513
p4	14:47.796	+12:26.466
5	2:26.669	+5.339
6	2:21.330	
7	2:22.506	+1.176

(11) Andrew Watson Ginetta G20 Junior / 1400c

1	2:19.848	+11.742
2	2:09.917	+1.811
3	2:08.881	+0.775
p4	13:22.934	+11:14.828
5	2:20.322	+12.216
6	2:13.285	+5.179
7	2:08.106	

(76) Jake Byrne Ginetta G20 Junior / 1400c

1	2:16.881	+8.478
2	2:23.769	+15.366
3	2:08.403	
p4	13:17.268	+11:08.865
5	2:17.803	+9.400
6	2:08.901	+0.498

(2) Andrew Clarke Ginetta G20 Junior / 1400c

1	2:20.612	+10.788
2	2:18.286	+8.462
3	2:09.824	
p4	15:26.065	+13:16.241
5	2:27.570	+17.746
6	2:10.985	+1.161
7	2:20.808	+10.984

Clerk of the Course: Mark Kelly

Orbits

Race Control: John Morris

Chief Timekeeper: Paul Grogan

These results are provisional until conclusion of any judicial/tech matters

www.mylaps.com

Licensed to: Mondello Park Racing Circuit



LMC Leinster Trophy Race Meeting

Sorted on Best Lap time

Leinster Trophy - Formula Vee

Mondello International Circuit 3.503 Km

Qualifying

12/09/2010 10:45

Qualifying (15:00 Time) started at 11:05:44

Pos	No.	Name	Best Tm	Diff	Best Speed	In Lap
1	5	Daniel Polley Leastone Formula Vee / 1600cc	1:54.024		110.598	5
2	96	Ray Moore Leastone 04 Formula Vee / 1600cc	1:54.202	0.178	110.425	4
3	52	Roy Halnon Formula Vee / 1600cc	1:55.195	1.171	109.474	4
4	66	Trevor Delaney Sheane Formula Vee / 1600cc	1:55.231	1.207	109.439	6
5	62	David Heavey Leastone Vee / 1600cc	1:55.360	1.336	109.317	3
6	6	Robert Casey Formula Vee / 1600cc	1:55.584	1.560	109.105	5
7	8	Jimmy Furlong Sheane Formula Vee / 1600cc	1:55.673	1.649	109.021	7
8	4	Adam McAulay Sheane FV 01 Formula Vee / 1600cc	1:55.964	1.940	108.748	5
9	1	Brian Kelly Sheane Formula Vee / 1600cc	1:56.001	1.977	108.713	3
10	2	Robbie Allen Sheane Formula Vee / 1600cc	1:56.133	2.109	108.589	5
11	38	Lloyd Murphy Formula Vee / 1600cc	1:56.144	2.120	108.579	6
12	46	Mick Sammon Sheane Formula Vee / 1600cc	1:57.154	3.130	107.643	3
13	77	Gerard A Callaghan Sheane 93 Formula Vee / 1600cc	1:57.430	3.406	107.390	5
14	3	Javier Pernas Leastone JN002 / 1600cc	1:57.926	3.902	106.938	7
15	31	Philip Lawless Sheane Formula Vee / 1600cc	1:57.930	3.906	106.935	6
16	14	Morgan McCourt Kers Leastone Formula Vee / 1600cc	1:58.130	4.106	106.754	3
17	12	William Callaghan Sheane Formula Vee / 1600cc	1:58.157	4.133	106.729	2
18	69	David Kelly Sheane Formula Vee / 1600cc	1:58.290	4.266	106.609	5
19	17	Owen Purcell Leastone JH002 / 1600cc	1:58.791	4.767	106.160	6
20	55	Michael Sweeney Formula Vee / 1600cc	1:59.070	5.046	105.911	6
21	57	Ger Byrne Sheane Formula Vee / 1600cc	1:59.243	5.219	105.757	5
22	40	Joe Smith Sheane Formula Vee / 1600cc	1:59.502	5.478	105.528	6
23	37	Damien Murphy Sheane Formula Vee / 1600cc	1:59.632	5.608	105.413	4
24	29	Philip Devlin Sheane Formula Vee / 1600cc	2:00.596	6.572	104.571	6
25	22	Paul Homer Leastone JH002 / 1600cc	2:00.744	6.720	104.442	6
26	21	Tim O'Flaherty Formula Vee / 1600cc	2:01.116	7.092	104.122	3
27	67	Damian Murphy Leastone JH004 Formula Vee / 1600cc	2:01.338	7.314	103.931	5
28	28	Aidan Byrne Sheane 00 Formula Vee / 1600cc	2:01.451	7.427	103.834	5
29	99	Paula Moore Leastone 004 Formula Vee / 1600cc	2:01.671	7.647	103.647	6
30	41	Ken Foley Sheane Formula Vee / 1600cc	2:01.741	7.717	103.587	7
31	141	Ian Thornton Formula Vee / 1600cc	2:03.235	9.211	102.331	2
32	27	Shane O Riordan Sheane Formula Vee / 1600cc	2:03.299	9.275	102.278	5
33	138	Niall McGahon Sheane Formula Vee / 1600cc	2:11.446	17.422	95.939	4
34	20	Paddy Cahill Formula Vee / 1600cc	2:17.363	23.339	91.806	1

Clerk of the Course: Mark Kelly

Orbits

Race Control: John Morris

Chief Timekeeper: Paul Grogan

www.mylaps.com

These results are provisional until conclusion of any judicial/tech matters

Licensed to: Mondello Park Racing Circuit

Printed: 12/09/2010 11:42:02



LMC Leinster Trophy Race Meeting

Leinster Trophy - Formula Vee

Mondello International Circuit 3.503 Km

Qualifying

12/09/2010 10:45

Qualifying (15:00 Time) started at 11:05:44

	2	2:01.291	+5.707	1	2:54.783	+58.639	3	1:58.130			
(5) Daniel Polley Leystone Formula Vee / 1	3	1:56.598	+1.014	2	1:57.473	+1.329	4	1:59.377	+1.247		
1	2:00.385	+6.361	4	1:56.393	+0.809	3	1:56.608	+0.464	5	1:58.352	+0.222
2	1:55.229	+1.205	5	1:55.584		4	1:56.441	+0.297	6	1:58.342	+0.212
3	1:54.747	+0.723	6	1:55.841	+0.257	5	1:56.490	+0.346	7	1:58.281	+0.151
4	1:54.225	+0.201	7	1:56.584	+1.000	6	1:56.144		8	1:58.887	+0.757
5	1:54.024		8	1:57.674	+2.090	7	1:57.403	+1.259			
6	1:54.307	+0.283									
			(8) Jimmy Furlong Sheane Formula Vee / 1		(46) Mick Sammon Sheane Formula Vee / 1		(12) William Callaghan Sheane Formula Vee / 1				
			1	2:10.268	+14.595	1	2:05.917	+8.763	1	2:05.525	+7.368
(96) Ray Moore Leystone 04 Formula Vee / 1			2	1:59.764	+4.091	2	2:00.948	+3.794	2	1:58.157	
1	1:59.829	+5.627	3	1:57.442	+1.769	3	1:57.154		3	1:59.495	+1.338
2	1:55.090	+0.888	4	1:56.387	+0.714	4	1:58.773	+1.619	4	1:59.546	+1.389
3	1:55.227	+1.025	5	1:56.191	+0.518	5	2:04.106	+6.952	5	1:59.100	+0.943
4	1:54.202		6	2:06.506	+10.833	6	1:57.727	+0.573	6	1:58.617	+0.460
5	2:03.895	+9.693	7	1:55.673		7	2:07.259	+10.105	7	2:01.658	+3.501
6	1:54.620	+0.418	8	1:58.826	+3.153	8			8	1:58.941	+0.784
(52) Roy Halnon Formula Vee / 1600cc			(77) Gerard A Callaghan Sheane 93 Formu		(69) David Kelly Sheane Formula Vee / 160						
1	2:05.017	+9.822	1	2:03.490	+6.060	1	2:05.654	+7.364			
2	1:58.144	+2.949	2	1:58.318	+0.888	2	2:01.555	+3.265			
3	1:55.582	+0.387	3	1:59.315	+1.885	3	1:59.571	+1.281			
4	1:55.195		4	2:00.931	+3.501	4	2:00.538	+2.248			
5	1:55.339	+0.144	5	1:57.430		5	1:58.290				
6	1:55.308	+0.113	6	1:58.018	+0.588	6	1:58.591	+0.301			
7	1:57.956	+2.761	7	2:04.808	+7.378	7	1:59.909	+1.619			
8	1:59.562	+4.367	8	1:59.012	+1.582	8	1:59.129	+0.839			
(66) Trevor Delaney Sheane Formula Vee /			(3) Javier Pernas Leystone JN002 / 1600cc		(17) Owen Purcell Leystone JH002 / 1600cc						
1	2:01.937	+6.706	1	2:05.900	+7.974	1	2:07.733	+8.942			
2	1:57.046	+1.815	2	2:00.846	+2.920	2	2:00.672	+1.881			
3	1:55.313	+0.082	3	1:59.370	+1.444	3	2:23.201	+24.410			
4	1:55.332	+0.101	4	1:59.023	+1.097	4	1:59.570	+0.779			
5	1:55.346	+0.115	5	1:57.933	+0.007	5	1:59.639	+0.848			
6	1:55.231		6	1:58.191	+0.265	6	1:58.791				
7	1:56.196	+0.965	7	1:57.926		7	2:09.037	+10.246			
8	1:59.057	+3.826	8	1:58.656	+0.730						
(62) David Heavey Leystone Vee / 1600cc			(31) Philip Lawless Sheane Formula Vee / 1		(55) Michael Sweeney Formula Vee / 1600cc						
1	2:05.787	+10.427	1	2:09.003	+11.073	1	2:07.751	+8.681			
2	1:55.654	+0.294	2	2:00.957	+3.027	2	2:01.265	+2.195			
3	1:55.360		3	1:58.905	+0.975	3	2:00.128	+1.058			
4	1:57.699	+2.339	4	1:59.018	+1.088	4	2:00.834	+1.764			
5	1:56.151	+0.791	5	1:58.096	+0.166	5	2:00.448	+1.378			
6	1:56.963	+1.603	6	1:57.930		6	1:59.070				
7	1:58.489	+3.129	7	1:58.978	+1.048	7	1:59.453	+0.383			
8	1:57.710	+2.350				8	2:13.405	+14.335			
(6) Robert Casey Formula Vee / 1600cc			(14) Morgan McCourt Kers Leystone Formu		(57) Ger Byrne Sheane Formula Vee / 1600						
1	2:04.590	+9.006	1	2:07.084	+8.954	1	2:06.534	+7.291			
			2	1:59.825	+1.695	2	2:06.737	+7.494			
			(38) Lloyd Murphy Formula Vee / 1600cc								

Clerk of the Course: Mark Kelly

Orbits

Race Control: John Morris

Chief Timekeeper: Paul Grogan

These results are provisional until conclusion of any judicial/tech matters

www.mylaps.com

Licensed to: Mondello Park Racing Circuit

Printed: 12/09/2010 11:42:30

Page 1/2



LMC Leinster Trophy Race Meeting

Leinster Trophy - Formula Vee

Mondello International Circuit 3.503 Km

Qualifying

12/09/2010 10:45

Qualifying (15:00 Time) started at 11:05:44

3	1:59.883	+0.640				2	2:05.667	+2.368
4	1:59.599	+0.356	(67) Damian Murphy Leastone JH004 Form			3	2:05.347	+2.048
5	1:59.243		1	2:17.246	+15.908	4	2:04.970	+1.671
6	2:00.290	+1.047	2	2:06.174	+4.836	5	2:03.299	
7	1:59.713	+0.470	3	2:03.166	+1.828	6	2:03.426	+0.127
8	2:01.362	+2.119	4	2:04.734	+3.396	7	2:04.776	+1.477
			5	2:01.338				
(40) Joe Smith Sheane Formula Vee / 1600			6	2:01.844	+0.506	(138) Niall McGahon Sheane Formula Vee / 1600		
1	2:01.830	+2.328	7	2:01.565	+0.227	1	2:32.659	+21.213
2	2:41.934	+42.432				2	2:14.998	+3.552
3	2:23.589	+24.087	(28) Aidan Byrne Sheane 00 Formula Vee / 1600			3	2:16.318	+4.872
4	4:12.595	+2:13.093	1	2:12.074	+10.623	4	2:11.446	
5	2:02.558	+3.056	2	2:02.437	+0.986	5	2:20.339	+8.893
6	1:59.502		3	2:02.675	+1.224	6	2:19.124	+7.678
			4	2:01.709	+0.258	7	2:14.481	+3.035
(37) Damien Murphy Sheane Formula Vee			5	2:01.451				
1	2:55.642	+56.010	6	2:01.952	+0.501	(20) Paddy Cahill Formula Vee / 1600cc		
2	2:00.476	+0.844	7	2:04.023	+2.572	1	2:17.363	
3	2:00.349	+0.717						
4	1:59.632		(99) Paula Moore Leastone 004 Formula Vee / 1600					
(29) Philip Devlin Sheane Formula Vee / 1600			1	2:22.389	+20.718			
1	2:06.975	+6.379	2	2:09.073	+7.402			
2	2:05.309	+4.713	3	2:06.146	+4.475			
3	2:02.520	+1.924	4	2:04.538	+2.867			
4	2:01.824	+1.228	5	2:02.179	+0.508			
5	2:01.333	+0.737	6	2:01.671				
6	2:00.596		7	2:02.167	+0.496			
7	2:01.619	+1.023	(41) Ken Foley Sheane Formula Vee / 1600					
8	2:05.229	+4.633	1	2:10.732	+8.991			
(22) Paul Homer Leastone JH002 / 1600cc			2	2:03.663	+1.922			
1	2:11.458	+10.714	3	2:02.713	+0.972			
2	2:04.839	+4.095	4	2:04.494	+2.753			
3	2:02.160	+1.416	5	2:04.413	+2.672			
4	2:01.969	+1.225	6	2:04.243	+2.502			
5	2:01.869	+1.125	7	2:01.741				
6	2:00.744		8	2:05.184	+3.443			
7	2:00.974	+0.230	(141) Ian Thornton Formula Vee / 1600cc					
(21) Tim O'Flaherty Formula Vee / 1600cc			1	2:12.934	+9.699			
1	2:09.196	+8.080	2	2:03.235				
2	2:01.851	+0.735	3	2:29.481	+26.246			
3	2:01.116		4	2:03.533	+0.298			
4	2:01.430	+0.314	5	2:05.044	+1.809			
5	2:04.692	+3.576	6	2:18.702	+15.467			
6	2:01.339	+0.223	7	2:08.397	+5.162			
7	2:03.390	+2.274	(27) Shane O Riordan Sheane Formula Vee					
8	2:06.581	+5.465	1	2:14.205	+10.906			

Clerk of the Course: Mark Kelly

Orbits

Race Control: John Morris

Chief Timekeeper: Paul Grogan

These results are provisional until conclusion of any judicial/tech matters

www.mylaps.com

Licensed to: Mondello Park Racing Circuit

Printed: 12/09/2010 11:42:30

Page 2/2


LMC Leinster Trophy Race Meeting
Sorted on Laps

Fiat Punto Abarth

Mondello International Circuit 3.503 Km

Race 1

12/09/2010 11:15

Race started at 11:38:03

Pos	No.	Name	Laps	Diff	Gap	Total Tm	Best Tm	In Lap	Best Speed
1	2	Alistair Kellett Fiat Punto Abarth / 1800cc	8			16:45.540	2:04.641	3	101.177
2	19	Clive Pratt Fiat Punto Abarth / 1800cc	8	0.415	0.415	16:45.955	2:04.890	3	100.975
3	11	Noel Greene Fiat Punto Abarth / 1800cc	8	0.779	0.364	16:46.319	2:04.873	2	100.989
4	3	Gordon Kellett Fiat Punto Abarth / 1800cc	8	1.062	0.283	16:46.602	2:04.252	2	101.494
5	42	Gary Miller Fiat Punto Abarth / 1800cc	8	15.755	14.693	17:01.295	2:05.095	3	100.810

Not classified

DNF	5	Nigel Pratt Fiat Punto Abarth / 1800cc	5	DNF		10:30.543	2:04.586	3	101.222
DNF	10	Roger McMahon Fiat Punto Abarth / 1800cc	4	DNF		9:15.817	2:05.216	2	100.712
DNF	41	Arthur McMahon Fiat Punto Abarth / 1800cc	3	DNF		6:39.191	2:05.852	2	100.203
DNF	12	John Denning Fiat Punto Abarth / 1800cc	2	DNF		4:17.749	2:05.281	2	100.660
DNF	15	Barry John McHenry Fiat Punto Abarth / 1800cc	1	DNF		2:11.277	2:09.187	1	97.617

Margin of Victory	Avg. Speed	Best Lap Tm	Best Speed	Best Lap by
0.415	100.331	2:04.252	101.494	3 - Gordon Kellett Fiat Punto Abarth

Clerk of the Course: Mark Kelly

Orbits

Race Control: John Morris

Chief Timekeeper: Paul Grogan

www.mylaps.com

These results are provisional until conclusion of any judicial/tech matters

Licensed to: Mondello Park Racing Circuit

Printed: 12/09/2010 11:57:15



LMC Leinster Trophy Race Meeting

Fiat Punto Abarth

Mondello International Circuit 3.503 Km

Race 1

12/09/2010 11:15

Race started at 11:38:03

	8	2:14.331	+9.236		
<u>(2) Alistair Kellett Fiat Punto Abarth / 1800</u>					
1	2:08.385	+3.744		<u>(5) Nigel Pratt Fiat Punto Abarth / 1800cc</u>	
2	2:04.793	+0.152		1	2:09.529 +4.943
3	2:04.641			2	2:04.672 +0.086
4	2:04.894	+0.253		3	2:04.586
5	2:05.806	+1.165		4	2:04.888 +0.302
6	2:05.743	+1.102		5	2:05.932 +1.346
7	2:05.456	+0.815		<u>(10) Roger McMahon Fiat Punto Abarth / 1</u>	
8	2:05.822	+1.181		1	2:09.195 +3.979
<u>(19) Clive Pratt Fiat Punto Abarth / 1800cc</u>					
1	2:08.137	+3.247		2	2:05.216
2	2:05.307	+0.417		3	2:12.694 +7.478
3	2:04.890			4	2:45.988 +40.772
4	2:05.073	+0.183		<u>(41) Arthur McMahon Fiat Punto Abarth / 1</u>	
5	2:04.946	+0.056		1	2:08.335 +2.483
6	2:05.762	+0.872		2	2:05.852
7	2:05.863	+0.973		3	2:22.512 +16.660
8	2:05.626	+0.736		<u>(12) John Denning Fiat Punto Abarth / 180</u>	
<u>(11) Noel Greene Fiat Punto Abarth / 1800</u>					
1	2:08.139	+3.266		1	2:10.212 +4.931
2	2:04.873			2	2:05.281
3	2:04.876	+0.003		<u>(15) Barry John McHenry Fiat Punto Abarth</u>	
4	2:05.190	+0.317		1	2:09.187
5	2:04.981	+0.108			
6	2:05.799	+0.926			
7	2:05.875	+1.002			
8	2:05.515	+0.642			
<u>(3) Gordon Kellett Fiat Punto Abarth / 1800</u>					
1	2:08.404	+4.152			
2	2:04.252				
3	2:05.069	+0.817			
4	2:05.141	+0.889			
5	2:05.208	+0.956			
6	2:05.519	+1.267			
7	2:05.954	+1.702			
8	2:05.515	+1.263			
<u>(42) Gary Miller Fiat Punto Abarth / 1800cc</u>					
1	2:09.033	+3.938			
2	2:05.859	+0.764			
3	2:05.095				
4	2:05.851	+0.756			
5	2:06.320	+1.225			
6	2:06.529	+1.434			
7	2:06.743	+1.648			

Clerk of the Course: Mark Kelly

Orbits

Race Control: John Morris

Chief Timekeeper: Paul Grogan

These results are provisional until conclusion of any judicial/tech matters

www.mylaps.com

Licensed to: Mondello Park Racing Circuit



LMC Leinster Trophy Race Meeting

Sorted on Laps

Fiat Uno / Punto

Mondello International Circuit 3.503 Km

Race 1

12/09/2010 11:45

Race started at 12:07:47

Pos	No.	Name	Laps	Diff	Gap	Total Tm	Best Tm	In Lap	Best Speed
2010 FIAT PUNTO CHALLENGE									
1	6	Barry Travers Fiat Punto / 1400cc	7			14:55.808	2:06.416	4	99.756
2	33	Paul Flanagan Fiat Punto / 1400cc	7	1.951	1.951	14:57.759	2:06.859	4	99.408
3	31	Mark McCormack Fiat Punto / 1400cc	7	9.262	7.311	15:05.070	2:07.116	3	99.207
4	42	Karl Miller Fiat Punto / 1400cc	7	11.162	1.900	15:06.970	2:07.994	4	98.526
5	83	John McCormack Fiat Punto / 1400cc	7	13.047	1.885	15:08.855	2:08.305	6	98.288
6	17	Coilin Clinton Fiat Punto / 1400cc	7	58.258	45.211	15:54.066	2:10.379	4	96.724
7	9	Val Thompspon Fiat Punto / 1400cc	7	2:09.018	1:10.760	17:04.826	2:12.739	4	95.004

Not classified

DNF	77	Barry Hallion Fiat Punto / 1400cc	1	DNF		2:11.391	2:11.379	1	95.988
DNF	5	Gary Cunningham Fiat Punto / 1400cc	1	DNF		4:22.142	2:09.396	1	97.459
DNS	2	Brendan Travers Punto / 1400cc		DNF				0	-

2010 FIAT UNO CHALLENGE

1	13	Anthony Connors Fiat Uno / 1300cc	7			16:11.295	2:16.597	5	92.321
2	501	Ulick Burke Fiat Uno / 1300cc	7	8.942	8.942	16:20.237	2:17.488	4	91.723
3	23	Mark Roche Uno / 1300cc	7	20.401	11.459	16:31.696	2:19.143	2	90.632
4	39	Sabrina O Reilly Fiat Uno / 1300cc	7	24.195	3.794	16:35.490	2:17.969	7	91.403
5	111	Maurice Traynor Fiat Uno / 1300cc	7	39.945	15.750	16:51.240	2:21.268	7	89.269
6	11	Aimee Woods Fiat Uno / 1300cc	6	1 Lap	1 Lap	15:13.034	2:21.642	2	89.033

Not classified

DNF	82	Colin Moran Uno / 1300cc	6	DNF		14:55.153	2:26.324	6	86.184
DNF	68	Beverly Travers Uno / 1300cc	5	DNF		11:51.731	2:19.619	3	90.323
DNF	22	Gary Owens Fiat Uno / 1300cc	3	DNF		7:11.968	2:20.253	3	89.915
DNS	16	Barry Murphy Uno / 1300cc		DNF				0	-

Margin of Victory	Avg. Speed	Best Lap Tm	Best Speed	Best Lap by
1.951	98.543	2:06.416	99.756	6 - Barry Travers Fiat Punto / 1400cc

Clerk of the Course: Mark Kelly

Orbits

Race Control: John Morris

Chief Timekeeper: Paul Grogan

www.mylaps.com

These results are provisional until conclusion of any judicial/tech matters

Licensed to: Mondello Park Racing Circuit

Printed: 12/09/2010 12:26:06



LMC Leinster Trophy Race Meeting

Fiat Uno / Punto

Mondello International Circuit 3.503 Km

Race 1

12/09/2010 11:45

Race started at 12:07:47

			3	2:13.120	+2.741	7	2:21.268	
			4	2:10.379				
(6) Barry Travers Fiat Punto / 1400cc			5	2:11.769	+1.390	(9) Val Thomspson Fiat Punto / 1400cc		
1	2:10.517	+4.101	6	2:14.697	+4.318	1	2:27.619	+14.880
2	2:10.185	+3.769	7	2:15.783	+5.404	2	2:15.659	+2.920
3	2:07.449	+1.033				3	2:14.264	+1.525
4	2:06.416		(13) Anthony Connors Fiat Uno / 1300cc			4	2:12.739	
5	2:07.229	+0.813	1	2:22.720	+6.123	5	2:20.381	+7.642
6	2:06.622	+0.206	2	2:18.070	+1.473	6	2:25.842	+13.103
7	2:07.390	+0.974	3	2:19.006	+2.409	7	3:05.910	+53.171
			4	2:16.805	+0.208	(11) Aimee Woods Fiat Uno / 1300cc		
(33) Paul Flanagan Fiat Punto / 1400cc			5	2:16.597		1	2:28.458	+6.816
1	2:11.123	+4.264	6	2:17.060	+0.463	2	2:21.642	
2	2:09.983	+3.124	7	2:17.272	+0.675	3	2:22.044	+0.402
3	2:07.006	+0.147	(501) Ulick Burke Fiat Uno / 1300cc			4	3:00.267	+38.625
4	2:06.859		1	2:20.578	+3.090	5	2:24.835	+3.193
5	2:06.860	+0.001	2	2:20.765	+3.277	6	2:29.860	+8.218
6	2:07.308	+0.449	3	2:19.176	+1.688	(82) Colin Moran Uno / 1300cc		
7	2:07.835	+0.976	4	2:17.488		1	2:30.511	+4.187
(31) Mark McCormack Fiat Punto / 1400cc			5	2:18.654	+1.166	2	2:27.415	+1.091
1	2:12.763	+5.647	6	2:19.132	+1.644	3	2:28.661	+2.337
2	2:08.907	+1.791	7	2:20.464	+2.976	4	2:28.224	+1.900
3	2:07.116		(23) Mark Roche Uno / 1300cc			5	2:27.040	+0.716
4	2:07.638	+0.522	1	2:28.100	+8.957	6	2:26.324	
5	2:07.826	+0.710	2	2:19.143		(68) Beverly Travers Uno / 1300cc		
6	2:08.673	+1.557	3	2:19.701	+0.558	1	2:21.954	+2.335
7	2:11.405	+4.289	4	2:20.634	+1.491	2	2:22.421	+2.802
(42) Karl Miller Fiat Punto / 1400cc			5	2:19.231	+0.088	3	2:19.619	
1	2:14.253	+6.259	6	2:19.517	+0.374	4	2:20.642	+1.023
2	2:08.057	+0.063	7	2:20.003	+0.860	5	2:21.600	+1.981
3	2:08.185	+0.191	(39) Sabrina O Reilly Fiat Uno / 1300cc			(22) Gary Owens Fiat Uno / 1300cc		
4	2:07.994		1	2:24.535	+6.566	1	2:23.408	+3.155
5	2:08.761	+0.767	2	2:21.252	+3.283	2	2:23.590	+3.337
6	2:08.551	+0.557	3	2:20.482	+2.513	3	2:20.253	
7	2:08.724	+0.730	4	2:27.199	+9.230	(77) Barry Hallion Fiat Punto / 1400cc		
(83) John McCormack Fiat Punto / 1400cc			5	2:19.841	+1.872	1	2:11.379	
1	2:12.597	+4.292	6	2:19.474	+1.505	(5) Gary Cunningham Fiat Punto / 1400cc		
2	2:08.809	+0.504	7	2:17.969		1	2:09.396	
3	2:09.374	+1.069	(111) Maurice Traynor Fiat Uno / 1300cc					
4	2:08.350	+0.045	1	2:29.111	+7.843			
5	2:11.289	+2.984	2	2:21.837	+0.569			
6	2:08.305		3	2:21.805	+0.537			
7	2:08.582	+0.277	4	2:25.342	+4.074			
(17) Coilin Clinton Fiat Punto / 1400cc			5	2:22.980	+1.712			
1	2:28.416	+18.037	6	2:22.318	+1.050			
2	2:16.811	+6.432						

Clerk of the Course: Mark Kelly

Orbits

Race Control: John Morris

Chief Timekeeper: Paul Grogan

These results are provisional until conclusion of any judicial/tech matters

www.mylaps.com

Licensed to: Mondello Park Racing Circuit

Printed: 12/09/2010 12:26:42



LMC Leinster Trophy Race Meeting

Sorted on Laps

ITCC

Mondello International Circuit 3.503 Km

Race 1

12/09/2010 12:15

Race started at 12:41:16

Pos	No.	Name	Laps	Diff	Gap	Total Tm	Best Tm	In Lap	Best Speed
1	4	Martin Tracey Ford RS500 / 2000cc	8			15:39.346	1:54.750	3	109.898
2	25	Philip Burdock Honda Civic / 2000cc	8	5.145	5.145	15:44.491	1:56.061	2	108.657
3	40	Thomas O'Rourke Opel Astra / 1993cc	8	10.215	5.070	15:49.561	1:56.679	4	108.081
4	27	Barry Rabbitt Honda Integra DC2 / 1800cc	8	24.568	14.353	16:03.914	1:56.546	2	108.204
5	17	Stephen Maher BMW Compact / 2300cc	8	41.470	16.902	16:20.816	2:00.352	4	104.783
6	24	Donal Arundel Mazda MX6 / 2000cc	8	42.116	0.646	16:21.462	2:00.941	4	104.272
7	72	David Walsh Nissan Silvia / 1997cc	8	48.096	5.980	16:27.442	2:01.148	2	104.094
8	21	Garreth Hayden Subaru Impreza / 2000cc	8	48.841	0.745	16:28.187	2:01.416	8	103.864
9	20	Keith Campbell VW Corrado / 2000cc	8	49.800	0.959	16:29.146	1:59.621	8	105.423
10	10	James Mannion Honda Integra / 1800cc	8	54.842	5.042	16:34.188	2:02.533	6	102.918
11	969	Danny Calnan Honda Civic / 1800cc	8	1:00.038	5.196	16:39.384	2:01.884	4	103.466
12	66	Paul Cinelli Honda Civic EK9 / 1800	8	1:07.117	7.079	16:46.463	2:04.202	2	101.535
13	53	David Clarke VW Golf GTi / 2000cc	8	1:09.739	2.622	16:49.085	2:02.720	7	102.761
14	37	Ian Beatty Honda Prelude / 2200cc	8	1:37.809	28.070	17:17.155	2:06.500	2	99.690
15	961	Fergal Bowes Peugeot 306 GTi / 2000cc	8	1:39.247	1.438	17:18.593	2:06.717	2	99.519
16	38	Mark Lawless Peugeot 205 / 1600cc	8	1:47.524	8.277	17:26.870	2:07.171	2	99.164
17	19	Paul Fitzpatrick Opel Corsa / 2000cc	8	2:00.674	13.150	17:40.020	2:09.310	3	97.524
18	69	Jonathan Flynn Toyota Altezza / 2000cc	7	1 Lap	1 Lap	16:12.923	2:14.339	7	93.873
19	12	Paul O'Brien VW Scirocco / 1998cc	7	1 Lap	42.937	16:55.860	2:01.039	3	104.188

Not classified

DNF	9	Tom Fahy Honda Integra Type R / 1800cc	7	DNF		15:29.646	2:02.680	4	102.794
DNF	15	John Whelan Peugeot 306 / 1998cc	5	DNF		9:40.090	1:54.829	3	109.822
DNF	18	Jonathan Brady Honda Integra / 1800cc	5	DNF		10:02.649	1:58.738	2	106.207
DNF	11	Francis Kearns Honda Civic / 1800cc	4	DNF		8:34.563	2:03.304	4	102.274
DNF	666	Liam Moran Fiat Coupe / 2000cc	4	DNF		8:56.986	2:08.227	4	98.347
DNS	22	Anthony Murtagh VW Corrado / 1800cc		DNS		9.895		0	-
DNS	5	Brian Sexton EVO / 2000cc		DNS				0	-
DNS	26	Philip Brennan Rover 25 GTi / 1796cc		DNS				0	-
DNS	30	James Collen Peugeot 306 / 2000cc		DNS				0	-

Margin of Victory	Avg. Speed	Best Lap Tm	Best Speed	Best Lap by
5.145	107.401	1:54.750	109.898	4 - Martin Tracey Ford RS500 / 2

Clerk of the Course: Mark Kelly

Orbits

Race Control: John Morris

Chief Timekeeper: Paul Grogan

www.mylaps.com

These results are provisional until conclusion of any judicial/tech matters

Licensed to: Mondello Park Racing Circuit

Printed: 12/09/2010 13:00:13



LMC Leinster Trophy Race Meeting

ITCC

Mondello International Circuit 3.503 Km

Race 1

12/09/2010 12:15

Race started at 12:41:16

			8	2:02.109	+1.757	7	2:02.764	+0.231	6	2:09.260	+2.543
<u>(4) Martin Tracey Ford RS500 / 2000cc</u>			<u>(24) Donal Arundel Mazda MX6 / 2000cc</u>			<u>(969) Danny Calnan Honda Civic / 1800cc</u>			<u>(38) Mark Lawless Peugeot 205 / 1600cc</u>		
1	1:58.223	+3.473	1	2:05.313	+4.372	1	2:08.875	+6.991	1	2:13.043	+5.872
2	1:55.396	+0.646	2	2:02.515	+1.574	2	2:04.006	+2.122	2	2:07.171	
3	1:54.750		3	2:03.338	+2.397	3	2:03.527	+1.643	3	2:08.254	+1.083
4	1:54.829	+0.079	4	2:00.941		4	2:01.884		4	2:08.478	+1.307
5	1:55.548	+0.798	5	2:00.980	+0.039	5	2:05.181	+3.297	5	2:13.583	+6.412
6	1:59.044	+4.294	6	2:01.796	+0.855	6	2:04.991	+3.107	6	2:09.643	+2.472
7	2:01.903	+7.153	7	2:02.130	+1.189	7	2:02.833	+0.949	7	2:10.491	+3.320
8	1:59.653	+4.903	8	2:01.883	+0.942	8	2:03.692	+1.808	8	2:10.085	+2.914
<u>(25) Philip Burdock Honda Civic / 2000cc</u>			<u>(72) David Walsh Nissan Silvia / 1997cc</u>			<u>(66) Paul Cinelli Honda Civic EK9 / 1800</u>			<u>(19) Paul Fitzpatrick Opel Corsa / 2000cc</u>		
1	2:01.110	+5.049	1	2:06.671	+5.523	1	2:07.722	+3.520	1	2:17.438	+8.128
2	1:56.061		2	2:01.148		2	2:04.202		2	2:09.313	+0.003
3	1:56.063	+0.002	3	2:01.731	+0.583	3	2:04.597	+0.395	3	2:09.310	
4	1:56.638	+0.577	4	2:05.132	+3.984	4	2:04.951	+0.749	4	2:10.193	+0.883
5	1:58.323	+2.262	5	2:03.755	+2.607	5	2:05.369	+1.167	5	2:12.758	+3.448
6	1:57.732	+1.671	6	2:02.897	+1.749	6	2:05.526	+1.324	6	2:11.920	+2.610
7	1:59.144	+3.083	7	2:02.083	+0.935	7	2:05.007	+0.805	7	2:11.643	+2.333
8	1:57.748	+1.687	8	2:01.320	+0.172	8	2:04.486	+0.284	8	2:11.566	+2.256
<u>(40) Thomas O'Rourke Opel Astra / 1993cc</u>			<u>(21) Garreth Hayden Subaru Impreza / 2000cc</u>			<u>(53) David Clarke VW Golf GTi / 2000cc</u>			<u>(69) Jonathan Flynn Toyota Altezza / 2000cc</u>		
1	2:00.029	+3.350	1	2:06.681	+5.265	1	2:10.415	+7.695	1	2:24.185	+9.846
2	1:57.106	+0.427	2	2:03.463	+2.047	2	2:05.570	+2.850	2	2:20.633	+6.294
3	1:57.306	+0.627	3	2:02.378	+0.962	3	2:05.030	+2.310	3	2:17.387	+3.048
4	1:56.679		4	2:02.480	+1.064	4	2:04.155	+1.435	4	2:15.940	+1.601
5	1:57.778	+1.099	5	2:02.970	+1.554	5	2:04.302	+1.582	5	2:16.560	+2.221
6	2:00.602	+3.923	6	2:02.827	+1.411	6	2:05.585	+2.865	6	2:11.920	+2.610
7	1:58.082	+1.403	7	2:01.570	+0.154	7	2:02.720		7	2:11.643	+2.333
8	1:59.837	+3.158	8	2:01.416		8	2:06.237	+3.517	8	2:11.566	+2.256
<u>(27) Barry Rabbitt Honda Integra DC2 / 1800cc</u>			<u>(20) Keith Campbell VW Corrado / 2000cc</u>			<u>(37) Ian Beatty Honda Prelude / 2200cc</u>			<u>(12) Paul O'Brien VW Scirocco / 1998cc</u>		
1	1:59.489	+2.943	1	2:06.359	+6.738	1	2:11.426	+4.926	1	2:03.292	+2.253
2	1:56.546		2	2:01.429	+1.808	2	2:06.500		2	2:01.670	+0.631
3	1:56.777	+0.231	3	2:01.698	+2.077	3	2:08.956	+2.456	3	2:01.039	
4	1:57.443	+0.897	4	2:00.264	+0.643	4	2:06.907	+0.407	4	2:02.473	+1.434
5	1:59.302	+2.756	5	2:14.241	+14.620	5	2:08.159	+1.659	5	2:08.850	+7.811
6	2:01.709	+5.163	6	2:01.265	+1.644	6	2:09.617	+3.117	6	2:06.776	+5.737
7	2:03.745	+7.199	7	2:00.942	+1.321	7	2:09.927	+3.427	7	2:13.649	+12.610
8	2:07.895	+11.349	8	1:59.621		8	2:09.681	+3.181			
<u>(17) Stephen Maher BMW Compact / 2300</u>			<u>(10) James Mannion Honda Integra / 1800</u>			<u>(961) Fergal Bowes Peugeot 306 GTi / 2000</u>			<u>(9) Tom Fahy Honda Integra Type R / 1800cc</u>		
1	2:03.628	+3.276	1	2:07.016	+4.483	1	2:10.429	+3.712	1	2:04.843	+2.163
2	2:03.045	+2.693	2	2:03.251	+0.718	2	2:06.717		2	2:22.571	+19.891
3	2:02.189	+1.837	3	2:03.501	+0.968	3	2:11.911	+5.194	3	2:03.309	+0.629
4	2:00.352		4	2:03.532	+0.999	4	2:08.236	+1.519	4	2:02.680	
5	2:01.560	+1.208	5	2:04.277	+1.744	5	2:08.915	+2.198	5	2:31.850	+29.170
6	2:02.698	+2.346	6	2:02.533					6	2:08.713	+6.033
7	2:02.231	+1.879									

Clerk of the Course: Mark Kelly

Orbits

Race Control: John Morris

Chief Timekeeper: Paul Grogan

www.mylaps.com

These results are provisional until conclusion of any judicial/tech matters

Licensed to: Mondello Park Racing Circuit

Printed: 12/09/2010 13:00:29

Page 1/2



LMC Leinster Trophy Race Meeting

ITCC

Mondello International Circuit 3.503 Km

Race 1

12/09/2010 12:15

Race started at 12:41:16

7	2:13.287	+10.607
---	----------	---------

(15) John Whelan Peugeot 306 / 1998cc

1	1:57.964	+3.135
2	1:55.350	+0.521
3	1:54.829	
4	1:55.104	+0.275
5	1:55.722	+0.893

(18) Jonathan Brady Honda Integra / 1800

1	2:01.498	+2.760
2	1:58.738	
3	2:00.198	+1.460
4	1:59.868	+1.130
5	2:00.625	+1.887

(11) Francis Kearns Honda Civic / 1800cc

1	2:13.523	+10.219
2	2:05.671	+2.367
3	2:06.811	+3.507
4	2:03.304	

(666) Liam Moran Fiat Coupe / 2000cc

1	2:18.515	+10.288
2	2:14.010	+5.783
3	2:09.076	+0.849
4	2:08.227	

Clerk of the Course: Mark Kelly

Orbits

Race Control: John Morris

Chief Timekeeper: Paul Grogan

These results are provisional until conclusion of any judicial/tech matters

www.mylaps.com

Licensed to: Mondello Park Racing Circuit

Printed: 12/09/2010 13:00:29

Page 2/2



LMC Leinster Trophy Race Meeting

Sorted on Laps

Ginetta Junior Ireland Supported by Michelin

Mondello International Circuit 3.503 Km

Race 1

12/09/2010 12:45

Race started at 14:05:13

Pos	No.	Name	Laps	Diff	Gap	Total Tm	Best Tm	In Lap	Best Speed
1	5	Niall Murray Ginetta G20 Junior / 1400cc	7			14:55.143	2:06.254	7	99.884
2	52	Joel Richardson Ginetta G20 Junior / 1400cc	7	0.529	0.529	14:55.672	2:05.593	7	100.410
3	3	Andy O'Brien Ginetta G20 Junior / 1400cc	7	4.668	4.139	14:59.811	2:06.019	7	100.071
4	40	Sean Doyle Ginetta G20 Junior / 1400cc	7	20.224	15.556	15:15.367	2:08.610	6	98.055
5	76	Jake Byrne Ginetta G20 Junior / 1400cc	7	21.143	0.919	15:16.286	2:07.699	6	98.754
6	11	Andrew Watson Ginetta G20 Junior / 1400cc	7	22.255	1.112	15:17.398	2:09.043	6	97.726
7	10	James Fleming Ginetta G20 Junior / 1400cc	7	37.361	15.106	15:32.504	2:10.802	5	96.411
8	14	Megan Kessie Ginetta G20 Junior / 1400cc	7	1:20.365	43.004	16:15.508	2:17.075	6	91.999
9	2	Andrew Clarke Ginetta G20 Junior / 1400cc	7	1:20.532	0.167	16:15.675	2:12.179	6	95.407

Margin of Victory	Avg. Speed	Best Lap Tm	Best Speed	Best Lap by
0.529	98.616	2:05.593	100.410	52 - Joel Richardson Ginetta G20

Clerk of the Course: Mark Kelly Orbits

Race Control: John Morris
 Chief Timekeeper: Paul Grogan

www.mylaps.com

These results are provisional until conclusion of any judicial/tech matters

Licensed to: Mondello Park Racing Circuit



LMC Leinster Trophy Race Meeting

Ginetta Junior Ireland Supported by Michelin

Mondello International Circuit 3.503 Km

Race 1

12/09/2010 12:45

Race started at 14:05:13

			3	2:10.697	+1.654
(5) Niall Murray Ginetta G20 Junior / 1400c			4	2:09.696	+0.653
1	2:13.760	+7.506	5	2:10.240	+1.197
2	2:06.855	+0.601	6	2:09.043	
3	2:07.602	+1.348	7	2:12.722	+3.679
4	2:06.770	+0.516			
5	2:07.290	+1.036	(10) James Fleming Ginetta G20 Junior / 1		
6	2:06.612	+0.358	1	2:23.259	+12.457
7	2:06.254		2	2:11.483	+0.681
			3	2:10.875	+0.073
(52) Joel Richardson Ginetta G20 Junior / 1			4	2:11.033	+0.231
1	2:12.858	+7.265	5	2:10.802	
2	2:07.175	+1.582	6	2:11.201	+0.399
3	2:07.608	+2.015	7	2:11.155	+0.353
4	2:09.097	+3.504			
5	2:06.541	+0.948	(14) Megan Kessie Ginetta G20 Junior / 14		
6	2:05.633	+0.040	1	2:23.900	+6.825
7	2:05.593		2	2:18.558	+1.483
			3	2:18.041	+0.966
(3) Andy O'Brien Ginetta G20 Junior / 1400c			4	2:17.567	+0.492
1	2:12.581	+6.562	5	2:18.773	+1.698
2	2:07.508	+1.489	6	2:17.075	
3	2:07.831	+1.812	7	2:18.221	+1.146
4	2:12.040	+6.021			
5	2:07.004	+0.985	(2) Andrew Clarke Ginetta G20 Junior / 1400c		
6	2:06.695	+0.676	1	2:15.317	+3.138
7	2:06.019		2	2:31.269	+19.090
			3	2:20.446	+8.267
(40) Sean Doyle Ginetta G20 Junior / 1400c			4	2:21.799	+9.620
1	2:13.883	+5.273	5	2:20.795	+8.616
2	2:09.392	+0.782	6	2:12.179	
3	2:10.522	+1.912	7	2:12.352	+0.173
4	2:09.891	+1.281			
5	2:10.406	+1.796			
6	2:08.610				
7	2:10.563	+1.953			
(76) Jake Byrne Ginetta G20 Junior / 1400c					
1	2:23.271	+15.572			
2	2:10.058	+2.359			
3	2:08.463	+0.764			
4	2:08.385	+0.686			
5	2:08.446	+0.747			
6	2:07.699				
7	2:08.213	+0.514			
(11) Andrew Watson Ginetta G20 Junior / 1400c					
1	2:14.225	+5.182			
2	2:09.617	+0.574			

Clerk of the Course: Mark Kelly

Orbits

Race Control: John Morris

Chief Timekeeper: Paul Grogan

These results are provisional until conclusion of any judicial/tech matters

www.mylaps.com

Licensed to: Mondello Park Racing Circuit

Printed: 12/09/2010 14:25:02



LMC Leinster Trophy Race Meeting

Sorted on Laps

Fiat Punto Abarth

Mondello International Circuit 3.503 Km

Race 2

12/09/2010 14:00

Race started at 14:31:44

Pos	No.	Name	Laps	Diff	Gap	Total Tm	Best Tm	In Lap	Best Speed
1	11	Noel Greene Fiat Punto Abarth / 1800cc	8			16:37.072	2:03.689	6	101.956
2	2	Alistair Kellett Fiat Punto Abarth / 1800cc	8	9.886	9.886	16:46.958	2:04.257	6	101.490
3	3	Gordon Kellett Fiat Punto Abarth / 1800cc	8	11.380	1.494	16:48.452	2:04.457	7	101.327
4	15	Barry John McHenry Fiat Punto Abarth / 1800cc	8	12.270	0.890	16:49.342	2:04.665	6	101.158
5	19	Clive Pratt Fiat Punto Abarth / 1800cc	8	15.542	3.272	16:52.614	2:02.951	3	102.568
6	10	Roger McMahon Fiat Punto Abarth / 1800cc	8	25.177	9.635	17:02.249	2:05.064	2	100.835
7	41	Arthur McMahon Fiat Punto Abarth / 1800cc	8	26.382	1.205	17:03.454	2:05.119	2	100.790
8	42	Gary Miller Fiat Punto Abarth / 1800cc	8	38.444	12.062	17:15.516	2:05.299	2	100.646
DNF	5	Nigel Pratt Fiat Punto Abarth / 1800cc	3	DNF	5 Laps	6:22.167	2:06.614	3	99.600
Not classified									
DNS	12	John Denning Fiat Punto Abarth / 1800cc		DNS				0	-

Margin of Victory	Avg. Speed	Best Lap Tm	Best Speed	Best Lap by
9.886	101.183	2:02.951	102.568	19 - Clive Pratt Fiat Punto Abarth

Clerk of the Course: Mark Kelly

Orbits

Race Control: John Morris

Chief Timekeeper: Paul Grogan

www.mylaps.com

These results are provisional until conclusion of any judicial/tech matters

Licensed to: Mondello Park Racing Circuit

Printed: 12/09/2010 15:52:18



LMC Leinster Trophy Race Meeting

Fiat Punto Abarth

Mondello International Circuit 3.503 Km

Race 2

12/09/2010 14:00

Race started at 14:31:44

			8	2:18.142	+15.191
<u>(11) Noel Greene Fiat Punto Abarth / 1800</u>					
1	2:07.329	+3.640			
2	2:04.774	+1.085			
3	2:03.963	+0.274			
4	2:03.857	+0.168			
5	2:03.841	+0.152			
6	2:03.689				
7	2:04.344	+0.655			
8	2:05.275	+1.586			
<u>(10) Roger McMahon Fiat Punto Abarth / 1</u>					
1	2:09.978	+4.914			
2	2:05.064				
3	2:06.190	+1.126			
4	2:06.677	+1.613			
5	2:10.793	+5.729			
6	2:06.592	+1.528			
7	2:06.187	+1.123			
8	2:08.016	+2.952			
<u>(2) Alistair Kellett Fiat Punto Abarth / 1800</u>					
1	2:09.976	+5.719			
2	2:05.334	+1.077			
3	2:05.862	+1.605			
4	2:05.862	+1.605			
5	2:04.757	+0.500			
6	2:04.257				
7	2:04.957	+0.700			
8	2:04.974	+0.717			
<u>(41) Arthur McMahon Fiat Punto Abarth / 1</u>					
1	2:09.600	+4.481			
2	2:05.119				
3	2:05.996	+0.877			
4	2:16.524	+11.405			
5	2:05.634	+0.515			
6	2:05.374	+0.255			
7	2:05.962	+0.843			
8	2:06.642	+1.523			
<u>(3) Gordon Kellett Fiat Punto Abarth / 1800</u>					
1	2:09.425	+4.968			
2	2:05.280	+0.823			
3	2:05.973	+1.516			
4	2:06.008	+1.551			
5	2:05.075	+0.618			
6	2:05.508	+1.051			
7	2:04.457				
8	2:04.840	+0.383			
<u>(42) Gary Miller Fiat Punto Abarth / 1800cc</u>					
1	2:08.777	+3.478			
2	2:05.299				
3	2:06.283	+0.984			
4	2:05.609	+0.310			
5	2:05.706	+0.407			
6	2:05.611	+0.312			
7	2:19.113	+13.814			
8	2:17.407	+12.108			
<u>(15) Barry John McHenry Fiat Punto Abarth</u>					
1	2:09.571	+4.906			
2	2:05.191	+0.526			
3	2:06.359	+1.694			
4	2:06.477	+1.812			
5	2:05.114	+0.449			
6	2:04.665				
7	2:04.761	+0.096			
8	2:05.098	+0.433			
<u>(19) Clive Pratt Fiat Punto Abarth / 1800cc</u>					
1	2:08.178	+5.227			
2	2:05.748	+2.797			
3	2:02.951				
4	2:03.779	+0.828			
5	2:03.907	+0.956			
6	2:04.685	+1.734			
7	2:04.185	+1.234			
<u>(5) Nigel Pratt Fiat Punto Abarth / 1800cc</u>					
1	2:08.694	+2.080			
2	2:06.631	+0.017			
3	2:06.614				

Clerk of the Course: Mark Kelly

Orbits

Race Control: John Morris

Chief Timekeeper: Paul Grogan

These results are provisional until conclusion of any judicial/tech matters

www.mylaps.com

Licensed to: Mondello Park Racing Circuit



LMC Leinster Trophy Race Meeting

Sorted on Laps

Formula Libre

Mondello International Circuit 3.503 Km

Race 2

12/09/2010 14:30

Race (15:00 Time) started at 14:56:36

Pos	No.	Name	Laps	Diff	Gap	Total Tm	Best Tm	In Lap	Best Speed
1	3	Dan Daly Reynard F3000 / 3800cc	9			15:15.151	1:33.453	2	134.943
2	23	Ken Fildes Ralt RT4 / 2500cc	9	22.939	22.939	15:38.090	1:42.903	7	122.550
3	6	Stephen Daly Formula Renault / 2000cc	9	27.641	4.702	15:42.792	1:42.352	8	123.210
4	39	Peter Dwyer Dallara F399 / 2000cc	9	1:00.489	32.848	16:15.640	1:45.027	8	120.072
5	74	Robert Butler Formula Renault / 2000cc	9	1:01.271	0.782	16:16.422	1:45.401	9	119.646
6	20	John Daly F3000 / 3800cc	9	1:07.109	5.838	16:22.260	1:45.905	7	119.077
7	15	Martin Daly TBA	9	1:25.480	18.371	16:40.631	1:48.815	4	115.892
8	26	Paul Heavey Leystone F5 / 1000cc	9	2:18.871	53.391	17:34.022	1:48.206	7	116.544
9	5	Dermot Nolan McKinley Reynard / 2000cc	8	1 Lap	1 Lap	15:24.946	1:47.436	7	117.380
10	139	Cormac O'Brien Opel Lotus / 2000cc	8	1 Lap	3.195	15:28.141	1:52.925	2	111.674
11	81	Dean Laffey Reynard SF81 / 2000cc	8	1 Lap	1.688	15:29.829	1:52.889	3	111.710
12	46	David Cassidy Formula Ford / 1600cc	8	1 Lap	19.134	15:48.963	1:54.255	6	110.374
13	111	Jack Frost Delara / ??	8	1 Lap	25.578	16:14.541	1:52.124	2	112.472
14	16	Deirdre Delaney Van Dieman FVJ / 1600cc	7	2 Laps	1 Lap	15:21.740	2:04.909	7	100.960

Not classified

DNF	1	Michael Roche Dallara F301	7	DNF		13:31.049	1:50.008	5	114.635
DNF	8	Pat Casey Nemesis / 2000cc	6	DNF		11:09.142	1:48.938	4	115.761
DNF	27	Paul Dagg Dallara F304 / 2000cc	5	DNF		8:40.125	1:41.149	4	124.675
DNF	31	Sylvie Mullins Gould / 4000cc	2	DNF		3:15.052	1:34.245	2	133.809
DNF	7	Jonathan Fildes Formula Renault / 2000cc	1	DNF		1:58.200	1:52.432	1	112.164
DNF	51	Eamon Matheson Mission T5 / 1300cc		DNF		2.650		0	-
DNS	44	Ivor Greenwood Radical Prosport / 1500cc		DNS				0	-
DNS	11	Gary Graham Formula Ireland / 2000cc		DNS				0	-
DNS	46	David Cassidy Formula Ford / 1600cc		DNS				0	-
DNS	43	Mark Dempsey Mygale SJ97 / 2000cc		DNS				0	-
DQ	19	John Downey Reynard 93D / 4500cc	8	DQ		15:59.585	1:44.672	7	120.479

Announcements

CAR NO.19 - JOHN DOWNEY - EXCLUDED FROM RACE BY COC FOR SHORTCUT ON CIRCUIT

Margin of Victory	Avg. Speed	Best Lap Tm	Best Speed	Best Lap by
22.939	124.020	1:33.453	134.943	3 - Dan Daly Reynard F3000 / 3800cc

Clerk of the Course: Mark Kelly

Orbits

Race Control: John Morris

Chief Timekeeper: Paul Grogan

www.mylaps.com

These results are provisional until conclusion of any judicial/tech matters

Licensed to: Mondello Park Racing Circuit

Printed: 12/09/2010 15:51:32



LMC Leinster Trophy Race Meeting

Formula Libre

Mondello International Circuit 3.503 Km

Race 2

12/09/2010 14:30

Race (15:00 Time) started at 14:56:36

			4	1:46.084	+0.683						
<u>(3) Dan Daly Reynard F3000 / 3800cc</u>			5	1:46.779	+1.378	<u>(139) Cormac O'Brien Opel Lotus / 2000cc</u>			<u>(1) Michael Roche Dallara F301</u>		
1	1:39.772	+6.319	6	1:49.866	+4.465	1	1:57.989	+5.064	1	1:55.784	+5.776
2	1:33.453		7	1:45.567	+0.166	2	1:52.925		2	1:50.515	+0.507
3	1:37.246	+3.793	8	1:45.519	+0.118	3	1:54.213	+1.288	3	2:04.476	+14.468
4	1:40.728	+7.275	9	1:45.401		4	1:55.296	+2.371	4	1:56.274	+6.266
5	1:39.565	+6.112	<u>(20) John Daly F3000 / 3800cc</u>			5	1:53.088	+0.163	5	1:50.008	
6	1:39.761	+6.308	1	1:49.027	+3.122	6	1:58.466	+5.541	6	1:55.880	+5.872
7	1:43.222	+9.769	2	1:54.162	+8.257	7	1:55.777	+2.852	7	1:54.517	+4.509
8	1:44.293	+10.840	3	1:47.808	+1.903	8	1:56.948	+4.023	<u>(8) Pat Casey Nemesis / 2000cc</u>		
9	1:57.111	+23.658	4	1:48.656	+2.751	<u>(81) Dean Laffey Reynard SF81 / 2000cc</u>			1	1:55.662	+6.724
<u>(23) Ken Fildes Ralt RT4 / 2500cc</u>			5	1:47.575	+1.670	1	1:59.019	+6.130	2	1:50.829	+1.891
1	1:47.393	+4.490	6	1:51.761	+5.856	2	1:53.745	+0.856	3	1:49.466	+0.528
2	1:45.512	+2.609	7	1:45.905		3	1:52.889		4	1:48.938	
3	1:44.428	+1.525	8	1:48.139	+2.234	4	1:53.773	+0.884	5	1:49.265	+0.327
4	1:43.650	+0.747	9	1:47.003	+1.098	5	1:53.932	+1.043	6	1:51.332	+2.394
5	1:43.226	+0.323	<u>(15) Martin Daly TBA</u>			6	1:56.798	+3.909	<u>(27) Paul Dagg Dallara F304 / 2000cc</u>		
6	1:43.506	+0.603	1	1:53.123	+4.308	7	1:57.130	+4.241	1	1:45.017	+3.868
7	1:42.903		2	1:51.494	+2.679	8	1:57.661	+4.772	2	1:43.446	+2.297
8	1:43.350	+0.447	3	1:51.244	+2.429	<u>(46) David Cassidy Formula Ford / 1600cc</u>			3	1:42.200	+1.051
9	1:43.095	+0.192	4	1:48.815		1	2:01.103	+6.848	4	1:41.149	
<u>(6) Stephen Daly Formula Renault / 2000cc</u>			5	1:49.691	+0.876	2	2:07.467	+13.212	5	1:47.339	+6.190
1	1:48.625	+6.273	6	1:51.111	+2.296	3	1:56.152	+1.897	<u>(31) Sylvie Mullins Gould / 4000cc</u>		
2	1:46.934	+4.582	7	1:50.219	+1.404	4	2:00.117	+5.862	1	1:40.747	+6.502
3	1:46.450	+4.098	8	1:50.431	+1.616	5	1:55.722	+1.467	2	1:34.245	
4	1:44.801	+2.449	9	1:51.173	+2.358	6	1:54.255		<u>(7) Jonathan Fildes Formula Renault / 2000cc</u>		
5	1:43.766	+1.414	<u>(26) Paul Heavey Leystone F5 / 1000cc</u>			7	1:54.374	+0.119	1	1:52.432	
6	1:42.948	+0.596	1	1:53.294	+5.088	8	1:55.518	+1.263	<u>(19) John Downey Reynard 93D / 4500cc</u>		
7	1:43.061	+0.709	2	1:48.736	+0.530	<u>(111) Jack Frost Delara / ??</u>			1	1:52.955	+8.283
8	1:42.352		3	1:55.884	+7.678	1	1:55.591	+3.467	2	1:48.030	+3.358
9	1:42.447	+0.095	4	1:49.934	+1.728	2	1:52.124		3	1:45.323	+0.651
<u>(39) Peter Dwyer Dallara F399 / 2000cc</u>			5	1:50.435	+2.229	3	1:56.762	+4.638	4	1:43.453	-1.219
1	1:49.136	+4.109	6	1:48.871	+0.665	4	1:59.272	+7.148	5	1:45.923	+1.251
2	1:46.967	+1.940	7	1:48.206		5	2:02.276	+10.152	6	1:44.722	+0.050
3	1:46.416	+1.389	8	2:04.880	+16.674	6	2:04.365	+12.241	7	1:44.672	
4	1:47.219	+2.192	9	2:28.791	+40.585	7	2:08.039	+15.915	8	3:31.217	+1:46.545
5	1:50.819	+5.792	<u>(5) Dermot Nolan McKinley Reynard / 2000cc</u>			8	2:12.167	+20.043	<u>(16) Deirdre Delaney Van Dieman FVJ / 16</u>		
6	1:51.927	+6.900	1	1:54.604	+7.168	1	2:14.003	+9.094	1	2:14.003	+9.094
7	1:49.741	+4.714	2	1:50.885	+3.449	2	2:11.722	+6.813	2	2:11.722	+6.813
8	1:45.027		3	1:57.489	+10.053	3	2:07.487	+2.578	3	2:07.487	+2.578
9	1:46.687	+1.660	4	2:01.619	+14.183	4	2:17.644	+12.735	4	2:17.644	+12.735
<u>(74) Robert Butler Formula Renault / 2000cc</u>			5	1:49.712	+2.276	5	2:12.644	+7.735	5	2:12.644	+7.735
1	1:54.691	+9.290	6	2:09.256	+21.820	6	2:06.504	+1.595	6	2:06.504	+1.595
2	1:51.054	+5.653	7	1:47.436		7	2:04.909		7	2:04.909	
3	1:48.560	+3.159	8	1:48.500	+1.064						

Clerk of the Course: Mark Kelly

Orbits

Race Control: John Morris

Chief Timekeeper: Paul Grogan

These results are provisional until conclusion of any judicial/tech matters

www.mylaps.com

Licensed to: Mondello Park Racing Circuit



LMC Leinster Trophy Race Meeting

Sorted on Laps

ITCC

Mondello International Circuit 3.503 Km

Race 2

12/09/2010 15:00

Race (15:00 Time) started at 15:20:14

Pos	No.	Name	Laps	Diff	Gap	Total Tm	Best Tm	In Lap	Best Speed
1	4	Martin Tracey Ford RS500 / 2000cc	8			15:23.196	1:54.633	3	110.010
2	15	John Whelan Peugeot 306 / 1998cc	8	2.592	2.592	15:25.788	1:53.952	3	110.668
3	40	Thomas O'Rourke Opel Astra / 1993cc	8	28.690	26.098	15:51.886	1:56.552	5	108.199
4	25	Philip Burdock Honda Civic / 2000cc	8	34.249	5.559	15:57.445	1:56.268	5	108.463
5	17	Stephen Maher BMW Compact / 2300cc	8	46.653	12.404	16:09.849	1:59.542	5	105.493
6	24	Donal Arundel Mazda MX6 / 2000cc	8	47.141	0.488	16:10.337	1:59.072	6	105.909
7	21	Garreth Hayden Subaru Impreza / 2000cc	8	1:12.971	25.830	16:36.167	2:03.142	6	102.409
8	969	Danny Calnan Honda Civic / 1800cc	8	1:13.754	0.783	16:36.950	2:02.358	5	103.065
9	26	Philip Brennan Rover 25 GTi / 1796cc	8	1:24.163	10.409	16:47.359	2:02.647	6	102.822
10	66	Paul Cinelli Honda Civic EK9 / 1800	8	1:29.586	5.423	16:52.782	2:03.877	6	101.801
11	37	Ian Beatty Honda Prelude / 2200cc	8	1:40.978	11.392	17:04.174	2:05.437	3	100.535
12	38	Mark Lawless Peugeot 205 / 1600cc	8	1:53.503	12.525	17:16.699	2:06.290	3	99.856
13	20	Keith Campbell VW Corrado / 2000cc	8	1:56.033	2.530	17:19.229	1:59.805	8	105.261
14	22	Anthony Murtagh VW Corrado / 1800cc	8	2:12.194	16.161	17:35.390	2:06.160	2	99.959
15	961	Fergal Bowes Peugeot 306 GTi / 2000cc	7	1 Lap	1 Lap	15:27.018	2:07.268	6	99.089
16	69	Jonathan Flynn Toyota Altezza / 2000cc	7	1 Lap	13.160	15:40.178	2:09.447	7	97.421
17	19	Paul Fitzpatrick Opel Corsa / 2000cc	7	1 Lap	1.579	15:41.757	2:09.923	2	97.064
18	666	Liam Moran Fiat Coupe / 2000cc	7	1 Lap	9.771	15:51.528	2:06.722	5	99.515

Not classified

DNF	53	David Clarke VW Golf GTi / 2000cc	5	DNF		10:31.116	2:03.677	5	101.966
DNF	72	David Walsh Nissan Silvia / 1997cc	4	DNF		8:23.152	2:01.939	3	103.419
DNF	12	Paul O'Brien VW Scirocco / 1998cc	4	DNF		8:28.949	2:01.306	3	103.959
DNF	27	Barry Rabbitt Honda Integra DC2 / 1800cc	3	DNF		5:56.839	1:57.372	3	107.443
DNF	10	James Mannion Honda Integra / 1800cc	2	DNF		4:16.141	2:03.931	2	101.757
DNF	30	James Collen Peugeot 306 / 2000cc	2	DNF		4:22.169	2:06.733	2	99.507
DNS	18	Jonathan Brady Honda Integra / 1800cc		DNS				0	-
DNS	9	Tom Fahy Honda Integra Type R / 1800cc		DNS				0	-
DNS	5	Brian Sexton EVO / 2000cc		DNS				0	-
DNS	11	Francis Kearns Honda Civic / 1800cc		DNS				0	-

Announcements

CLASS LAP RECORD - CAR NO.15 - JOHN WHELAN - 1:53.952

Margin of Victory	Avg. Speed	Best Lap Tm	Best Speed	Best Lap by
2.592	109.280	1:53.952	110.668	15 - John Whelan Peugeot 306 /

Clerk of the Course: Mark Kelly

Orbits

Race Control: John Morris

Chief Timekeeper: Paul Grogan

www.mylaps.com

These results are provisional until conclusion of any judicial/tech matters

Licensed to: Mondello Park Racing Circuit

Printed: 12/09/2010 15:39:16



LMC Leinster Trophy Race Meeting

ITCC

Mondello International Circuit 3.503 Km

Race 2

12/09/2010 15:00

Race (15:00 Time) started at 15:20:14

			8	2:01.481	+1.939	7	2:04.520	+0.643	6	2:07.268	
(4) Martin Tracey Ford RS500 / 2000cc			(24) Donal Arundel Mazda MX6 / 2000cc			(37) Ian Beatty Honda Prelude / 2200cc			(69) Jonathan Flynn Toyota Altezza / 2000cc		
1	1:57.076	+2.443	1	2:04.848	+5.776	1	2:10.639	+5.202	1	2:18.603	+9.156
2	1:55.378	+0.745	2	2:01.237	+2.165	2	2:06.555	+1.118	2	2:15.254	+5.807
3	1:54.633		3	1:59.555	+0.483	3	2:05.437		3	2:12.936	+3.489
4	1:54.865	+0.232	4	2:00.551	+1.479	4	2:05.853	+0.416	4	2:12.842	+3.395
5	1:55.373	+0.740	5	1:59.949	+0.877	5	2:07.664	+2.227	5	2:11.439	+1.992
6	1:55.314	+0.681	6	1:59.072		6	2:06.445	+1.008	6	2:12.311	+2.864
7	1:55.791	+1.158	7	2:01.915	+2.843	7	2:07.011	+1.574	7	2:09.447	
8	1:54.766	+0.133	8	2:01.331	+2.259	8	2:09.960	+4.523			
(15) John Whelan Peugeot 306 / 1998cc			(21) Garreth Hayden Subaru Impreza / 2000cc			(38) Mark Lawless Peugeot 205 / 1600cc			(19) Paul Fitzpatrick Opel Corsa / 2000cc		
1	1:58.954	+5.002	1	2:06.870	+3.728	1	2:13.247	+6.957	1	2:16.382	+6.459
2	1:55.267	+1.315	2	2:03.546	+0.404	2	2:08.345	+2.055	2	2:09.923	
3	1:53.952		3	2:05.200	+2.058	3	2:06.290		3	2:14.205	+4.282
4	1:54.438	+0.486	4	2:03.248	+0.106	4	2:07.017	+0.727	4	2:12.584	+2.661
5	1:54.528	+0.576	5	2:03.423	+0.281	5	2:07.909	+1.619	5	2:17.816	+7.893
6	1:56.192	+2.240	6	2:03.142		6	2:07.909	+1.619	6	2:12.275	+2.352
7	1:55.027	+1.075	7	2:03.850	+0.708	7	2:07.641	+1.351	7	2:12.121	+2.198
8	1:57.116	+3.164	8	2:03.686	+0.544	8	2:11.124	+4.834	(666) Liam Moran Fiat Coupe / 2000cc		
(40) Thomas O'Rourke Opel Astra / 1993cc			(969) Danny Calnan Honda Civic / 1800cc			(20) Keith Campbell VW Corrado / 2000cc			(53) David Clarke VW Golf GTi / 2000cc		
1	1:59.303	+2.751	1	2:09.654	+7.296	1	2:04.488	+4.683	1	2:15.938	+9.216
2	1:57.829	+1.277	2	2:05.379	+3.021	2	2:01.142	+1.337	2	2:10.096	+3.374
3	1:59.016	+2.464	3	2:03.783	+1.425	3	3:05.945	+1:06.140	3	2:21.382	+14.660
4	1:57.331	+0.779	4	2:03.296	+0.938	4	2:01.234	+1.429	4	2:09.978	+3.256
5	1:56.552		5	2:02.358		5	2:01.816	+2.011	5	2:06.722	
6	1:57.430	+0.878	6	2:03.160	+0.802	6	2:00.686	+0.881	6	2:13.859	+7.137
7	1:56.612	+0.060	7	2:03.042	+0.684	7	2:01.379	+1.574	7	2:26.468	+19.746
8	2:05.787	+9.235	8	2:03.060	+0.702	8	1:59.805				
(25) Philip Burdock Honda Civic / 2000cc			(26) Philip Brennan Rover 25 GTi / 1796cc			(22) Anthony Murtagh VW Corrado / 1800cc			(72) David Walsh Nissan Silvia / 1997cc		
1	2:00.658	+4.390	1	2:12.323	+9.676	1	2:12.769	+6.609	1	2:09.430	+5.753
2	1:58.247	+1.979	2	2:06.275	+3.628	2	2:06.160		2	2:05.760	+2.083
3	1:58.062	+1.794	3	2:04.934	+2.287	3	2:06.737	+0.577	3	2:04.171	+0.494
4	1:56.641	+0.373	4	2:05.582	+2.935	4	2:08.183	+2.023	4	2:03.829	+0.152
5	1:56.268		5	2:04.896	+2.249	5	2:09.459	+3.299	5	2:03.677	
6	1:57.262	+0.994	6	2:02.647		6	2:10.835	+4.675			
7	1:56.763	+0.495	7	2:02.722	+0.075	7	2:15.022	+8.862	1	2:08.435	+6.496
8	2:12.123	+15.855	8	2:03.285	+0.638	8	2:19.673	+13.513	2	2:04.226	+2.287
(17) Stephen Maher BMW Compact / 2300			(66) Paul Cinelli Honda Civic EK9 / 1800			(961) Fergal Bowes Peugeot 306 GTi / 200			(12) Paul O'Brien VW Scirocco / 1998cc		
1	2:02.666	+3.124	1	2:11.878	+8.001	1	2:12.938	+5.670	1	2:08.539	+7.233
2	2:01.851	+2.309	2	2:06.717	+2.840	2	2:23.621	+16.353	2	2:02.827	+1.521
3	1:59.742	+0.200	3	2:04.729	+0.852	3	2:12.795	+5.527	3	2:01.306	
4	2:00.225	+0.683	4	2:05.471	+1.594	4	2:08.236	+0.968	4	2:11.181	+9.875
5	1:59.542		5	2:07.255	+3.378	5	2:07.351	+0.083			
6	2:00.000	+0.458	6	2:03.877							
7	2:01.791	+2.249									

Clerk of the Course: Mark Kelly

Orbits

Race Control: John Morris

Chief Timekeeper: Paul Grogan

www.mylaps.com

These results are provisional until conclusion of any judicial/tech matters

Licensed to: Mondello Park Racing Circuit

Printed: 12/09/2010 15:39:47

Page 1/2



LMC Leinster Trophy Race Meeting

ITCC

Mondello International Circuit 3.503 Km

Race 2

12/09/2010 15:00

Race (15:00 Time) started at 15:20:14

(27) Barry Rabbitt Honda Integra DC2 / 18

1	1:59.434	+2.062
2	1:59.536	+2.164
3	1:57.372	

(10) James Mannion Honda Integra / 1800

1	2:09.170	+5.239
2	2:03.931	

(30) James Collen Peugeot 306 / 2000cc

1	2:10.350	+3.617
2	2:06.733	


LMC Leinster Trophy Race Meeting
Sorted on Laps

Formula Sheane Rover

Mondello International Circuit 3.503 Km

Race

12/09/2010 15:30

Race started at 15:46:28

Pos	No.	Name	Laps	Diff	Gap	Total Tm	Best Tm	In Lap	Best Speed
1	60	Tristan Quinn Formula Sheane Rover / 1800cc	9			16:26.159	1:48.632	6	116.087
2	2	Anton Savage Formula Sheane Rover / 1800cc	9	4.470	4.470	16:30.629	1:48.902	8	115.800
3	3	Brian Hearty Formula Sheane Rover / 1800cc	9	5.503	1.033	16:31.662	1:48.997	8	115.699
4	14	Chris McCabe Formula Sheane Rover / 1800cc	9	17.856	12.353	16:44.015	1:50.367	2	114.262
5	7	Kevin Sheane Jnr Formula Sheane Rover / 1800cc	9	29.785	11.929	16:55.944	1:48.954	4	115.744
6	21	John Alvey Formula Sheane Rover / 1800cc	9	30.565	0.780	16:56.724	1:50.505	4	114.120
7	25	Keith Hogg Formula Sheane Rover / 1800cc	9	1:04.805	34.240	17:30.964	1:53.805	8	110.811
8	20	John Linnane Formula Sheane Rover / 1800cc	9	1:16.928	12.123	17:43.087	1:54.617	8	110.026
9	19	Brian McConnell Formula Sheane Rover / 1800cc	9	1:28.259	11.331	17:54.418	1:56.971	6	107.811
10	18	Kevin Sheane Snr Formula Sheane Rover / 1800cc	8	1 Lap	1 Lap	17:15.623	1:53.453	8	111.154

Not classified

DNF	9	Dan Mulligan Formula Sheane Rover / 1800cc	2	DNF		4:00.660	1:59.254	2	105.747
DNF	8	Mark Keenan Formula Sheane Rover / 1800cc	1	DNF		1:55.594	1:53.929	1	110.690
DNF	51	Noel Cooley Formula Sheane Rover / 1800cc	1	DNF		2:00.313	1:58.213	1	106.679
DNF	24	Breen White Formula Sheane Rover / 1800cc	1	DNF		2:15.118	2:10.914	1	96.329
DNF	29	Stephen Drury Formula Sheane Rover / 1800cc		DNF		0.100		0	-

Margin of Victory	Avg. Speed	Best Lap Tm	Best Speed	Best Lap by
4.470	115.090	1:48.632	116.087	60 - Tristan Quinn Formula Shea

Clerk of the Course: Mark Kelly

Orbits

Race Control: John Morris

Chief Timekeeper: Paul Grogan

www.mylaps.com

These results are provisional until conclusion of any judicial/tech matters

Licensed to: Mondello Park Racing Circuit

Printed: 12/09/2010 16:05:24



LMC Leinster Trophy Race Meeting

Formula Sheane Rover

Mondello International Circuit 3.503 Km

Race

12/09/2010 15:30

Race started at 15:46:28

			4	1:48.954		9	1:57.799	+0.828
(60) Tristan Quinn Formula Sheane Rover /			5	1:51.004	+2.050			
1	1:52.100	+3.468	6	2:02.535	+13.581	(18) Kevin Sheane Snr Formula Sheane Ro		
2	1:48.853	+0.221	7	1:50.212	+1.258	1	1:56.934	+3.481
3	1:49.333	+0.701	8	1:52.611	+3.657	2	3:14.356	+1:20.903
4	1:48.837	+0.205	9	1:51.194	+2.240	3	2:00.047	+6.594
5	1:48.681	+0.049				4	2:18.239	+24.786
6	1:48.632		(21) John Alvey Formula Sheane Rover / 1:			5	1:53.592	+0.139
7	1:49.425	+0.793	1	1:53.438	+2.933	6	2:02.145	+8.692
8	1:49.523	+0.891	2	1:51.358	+0.853	7	1:54.742	+1.289
9	1:49.802	+1.170	3	1:51.760	+1.255	8	1:53.453	
			4	1:50.505				
(2) Anton Savage Formula Sheane Rover /			5	1:51.090	+0.585	(9) Dan Mulligan Formula Sheane Rover /		
1	1:52.073	+3.171	6	2:02.452	+11.947	1	1:59.693	+0.439
2	1:50.137	+1.235	7	1:51.830	+1.325	2	1:59.254	
3	1:49.518	+0.616	8	1:51.384	+0.879			
4	1:50.416	+1.514	9	1:51.724	+1.219	(8) Mark Keenan Formula Sheane Rover /		
5	1:49.763	+0.861				1	1:53.929	
6	1:50.146	+1.244	(25) Keith Hogg Formula Sheane Rover / 1					
7	1:49.877	+0.975	1	2:01.151	+7.346	(51) Noel Cooley Formula Sheane Rover /		
8	1:48.902		2	1:59.124	+5.319	1	1:58.213	
9	1:49.378	+0.476	3	1:56.420	+2.615			
			4	1:55.680	+1.875	(24) Breen White Formula Sheane Rover /		
(3) Brian Hearty Formula Sheane Rover / 1			5	1:55.837	+2.032	1	2:10.914	
1	1:51.484	+2.487	6	1:55.311	+1.506			
2	1:49.233	+0.236	7	1:55.484	+1.679			
3	1:51.500	+2.503	8	1:53.805				
4	1:49.765	+0.768	9	1:55.200	+1.395			
5	1:50.468	+1.471						
6	1:49.517	+0.520	(20) John Linnane Formula Sheane Rover /					
7	1:50.655	+1.658	1	1:58.197	+3.580			
8	1:48.997		2	1:56.981	+2.364			
9	1:49.733	+0.736	3	1:58.986	+4.369			
			4	1:56.470	+1.853			
(14) Chris McCabe Formula Sheane Rover /			5	1:57.067	+2.450			
1	1:53.047	+2.680	6	1:55.524	+0.907			
2	1:50.367		7	1:55.506	+0.889			
3	1:50.572	+0.205	8	1:54.617				
4	1:50.487	+0.120	9	2:06.772	+12.155			
5	1:51.606	+1.239						
6	1:50.501	+0.134	(19) Brian McConnell Formula Sheane Rove					
7	1:50.517	+0.150	1	2:00.703	+3.732			
8	1:51.866	+1.499	2	2:00.836	+3.865			
9	1:53.196	+2.829	3	2:00.053	+3.082			
			4	1:58.041	+1.070			
(7) Kevin Sheane Jnr Formula Sheane Rove			5	1:58.800	+1.829			
1	1:54.049	+5.095	6	1:56.971				
2	1:55.682	+6.728	7	1:59.861	+2.890			
3	1:49.703	+0.749	8	1:58.708	+1.737			

Clerk of the Course: Mark Kelly

Orbits

Race Control: John Morris

Chief Timekeeper: Paul Grogan

These results are provisional until conclusion of any judicial/tech matters

www.mylaps.com

Licensed to: Mondello Park Racing Circuit

Printed: 12/09/2010 16:06:20



LMC Leinster Trophy Race Meeting

Sorted on Laps

Fiat Uno / Punto

Mondello International Circuit 3.503 Km

Race 2

12/09/2010 16:00

Race started at 16:14:38

Pos	No.	Name	Laps	Diff	Gap	Total Tm	Best Tm	In Lap	Best Speed
2010 FIAT PUNTO CHALLENGE									
1	6	Barry Travers Fiat Punto / 1400cc	8			16:59.268	2:05.942	5	100.132
2	77	Barry Hallion Fiat Punto / 1400cc	8	3.202	3.202	17:02.470	2:06.678	5	99.550
3	33	Paul Flanagan Fiat Punto / 1400cc	8	3.433	0.231	17:02.701	2:06.699	5	99.534
4	31	Mark McCormack Fiat Punto / 1400cc	8	9.435	6.002	17:08.703	2:07.294	4	99.068
5	83	John McCormack Fiat Punto / 1400cc	8	10.836	1.401	17:10.104	2:07.384	3	98.998
6	42	Karl Miller Fiat Punto / 1400cc	8	13.423	2.587	17:12.691	2:07.884	2	98.611
7	17	Coilin Clinton Fiat Punto / 1400cc	8	48.566	35.143	17:47.834	2:11.187	2	96.128
8	9	Val Thomspson Fiat Punto / 1400cc	8	49.341	0.775	17:48.609	2:12.020	7	95.522

Not classified

DNF	2	Brendan Travers Punto / 1400cc	5	DNF		10:46.630	2:07.653	2	98.790
DNS	5	Gary Cunningham Fiat Punto / 1400cc		DNS				0	-

2010 FIAT UNO CHALLENGE

1	13	Anthony Connors Fiat Uno / 1300cc	8			18:14.958	2:15.681	4	92.944
2	501	Ulick Burke Fiat Uno / 1300cc	8	16.549	16.549	18:31.507	2:17.108	2	91.977
3	39	Sabrina O Reilly Fiat Uno / 1300cc	8	20.350	3.801	18:35.308	2:17.628	4	91.630
4	23	Mark Roche Uno / 1300cc	8	37.276	16.926	18:52.234	2:18.821	3	90.842
5	22	Gary Owens Fiat Uno / 1300cc	8	52.202	14.926	19:07.160	2:21.349	5	89.217
6	111	Maurice Traynor Fiat Uno / 1300cc	8	1:01.655	9.453	19:16.613	2:21.577	5	89.074

Not classified

DNF	11	Aimee Woods Fiat Uno / 1300cc	1	DNF		2:29.864	2:23.497	1	87.882
DNS	68	Beverly Travers Uno / 1300cc		DNS				0	-
DNS	82	Colin Moran Uno / 1300cc		DNS				0	-
DNS	16	Barry Murphy Uno / 1300cc		DNS				0	-

Margin of Victory	Avg. Speed	Best Lap Tm	Best Spd	Best Lap by
3.202	98.979	2:05.942	100.132	6 - Barry Travers Fiat Punto / 1400cc

Clerk of the Course: Mark Kelly

Orbits

Race Control: John Morris

Chief Timekeeper: Paul Grogan

www.mylaps.com

These results are provisional until conclusion of any judicial/tech matters

Licensed to: Mondello Park Racing Circuit

Printed: 13/09/2010 13:17:56



LMC Leinster Trophy Race Meeting

Fiat Uno / Punto

Mondello International Circuit 3.503 Km

Race 2

12/09/2010 16:00

Race started at 16:14:38

			8	2:08.208	+0.824	7	2:19.686	+2.578		
(6) Barry Travers Fiat Punto / 1400cc			(42) Karl Miller Fiat Punto / 1400cc			(39) Sabrina O Reilly Fiat Uno / 1300cc			(11) Aimee Woods Fiat Uno / 1300cc	
1	2:09.825	+3.883	1	2:12.127	+4.243	1	2:20.160	+2.532	1	2:23.497
2	2:06.388	+0.446	2	2:07.884		2	2:19.333	+1.705		
3	2:08.094	+2.152	3	2:07.971	+0.087	3	2:19.411	+1.783		
4	2:09.163	+3.221	4	2:08.250	+0.366	4	2:17.628			
5	2:05.942		5	2:08.064	+0.180	5	2:18.656	+1.028		
6	2:06.399	+0.457	6	2:08.597	+0.713	6	2:18.854	+1.226		
7	2:06.527	+0.585	7	2:09.337	+1.453	7	2:18.233	+0.605		
8	2:06.930	+0.988	8	2:08.433	+0.549	8	2:18.277	+0.649		
(77) Barry Hallion Fiat Punto / 1400cc			(17) Coilin Clinton Fiat Punto / 1400cc			(23) Mark Roche Uno / 1300cc				
1	2:10.820	+4.142	1	2:13.264	+2.077	1	2:20.986	+2.165		
2	2:07.996	+1.318	2	2:11.187		2	2:19.589	+0.768		
3	2:07.277	+0.599	3	2:13.583	+2.396	3	2:18.821			
4	2:07.744	+1.066	4	2:14.347	+3.160	4	2:19.362	+0.541		
5	2:06.678		5	2:13.801	+2.614	5	2:19.314	+0.493		
6	2:06.795	+0.117	6	2:12.754	+1.567	6	2:22.254	+3.433		
7	2:07.264	+0.586	7	2:13.146	+1.959	7	2:23.271	+4.450		
8	2:07.880	+1.202	8	2:12.188	+1.001	8	2:23.650	+4.829		
(33) Paul Flanagan Fiat Punto / 1400cc			(9) Val Thomspen Fiat Punto / 1400cc			(22) Gary Owens Fiat Uno / 1300cc				
1	2:10.643	+3.944	1	2:15.530	+3.510	1	2:24.417	+3.068		
2	2:07.229	+0.530	2	2:13.924	+1.904	2	2:23.701	+2.352		
3	2:07.162	+0.463	3	2:14.367	+2.347	3	2:22.310	+0.961		
4	2:07.688	+0.989	4	2:12.559	+0.539	4	2:24.362	+3.013		
5	2:06.699		5	2:12.717	+0.697	5	2:21.349			
6	2:07.042	+0.343	6	2:12.690	+0.670	6	2:21.533	+0.184		
7	2:06.930	+0.231	7	2:12.020		7	2:22.200	+0.851		
8	2:07.818	+1.119	8	2:12.423	+0.403	8	2:22.781	+1.432		
(31) Mark McCormack Fiat Punto / 1400cc			(13) Anthony Connors Fiat Uno / 1300cc			(111) Maurice Traynor Fiat Uno / 1300cc				
1	2:12.245	+4.951	1	2:18.182	+2.501	1	2:26.072	+4.495		
2	2:07.397	+0.103	2	2:15.975	+0.294	2	2:22.037	+0.460		
3	2:07.531	+0.237	3	2:16.461	+0.780	3	2:21.874	+0.297		
4	2:07.294		4	2:15.681		4	2:22.019	+0.442		
5	2:07.427	+0.133	5	2:16.046	+0.365	5	2:21.577			
6	2:07.442	+0.148	6	2:16.326	+0.645	6	2:22.345	+0.768		
7	2:08.623	+1.329	7	2:15.928	+0.247	7	2:23.099	+1.522		
8	2:09.805	+2.511	8	2:16.583	+0.902	8	2:31.841	+10.264		
(83) John McCormack Fiat Punto / 1400cc			(501) Ulick Burke Fiat Uno / 1300cc			(2) Brendan Travers Punto / 1400cc				
1	2:11.534	+4.150	1	2:18.656	+1.548	1	2:12.467	+4.814		
2	2:07.964	+0.580	2	2:17.108		2	2:07.653			
3	2:07.384		3	2:19.527	+2.419	3	2:07.850	+0.197		
4	2:07.546	+0.162	4	2:17.277	+0.169	4	2:07.950	+0.297		
5	2:08.834	+1.450	5	2:17.678	+0.570	5	2:08.120	+0.467		
6	2:08.739	+1.355	6	2:18.540	+1.432					
7	2:08.101	+0.717								

Clerk of the Course: Mark Kelly

Orbits

Race Control: John Morris

Chief Timekeeper: Paul Grogan

These results are provisional until conclusion of any judicial/tech matters

www.mylaps.com

Licensed to: Mondello Park Racing Circuit

Printed: 12/09/2010 16:35:01



LMC Leinster Trophy Race Meeting

Sorted on Laps

Leinster Trophy - Formula Vee

Mondello International Circuit 3.503 Km

Race 1 (Re-Start)

12/09/2010 16:31

Race started at 17:28:42

Pos	No.	Name	Laps	Diff	Gap	Total Tm	Best Tm	In Lap	Best Speed
1	5	Daniel Polley Leystone Formula Vee / 1600cc	6			11:37.635	1:54.642	4	110.002
2	66	Trevor Delaney Sheane Formula Vee / 1600cc	6	3.705	3.705	11:41.340	1:54.930	2	109.726
3	6	Robert Casey Formula Vee / 1600cc	6	3.874	0.169	11:41.509	1:55.588	2	109.101
4	2	Robbie Allen Sheane Formula Vee / 1600cc	6	5.150	1.276	11:42.785	1:55.452	6	109.230
5	4	Adam McAulay Sheane FV 01 Formula Vee / 1600cc	6	6.692	1.542	11:44.327	1:56.342	6	108.394
6	62	David Heavey Leystone Vee / 1600cc	6	6.873	0.181	11:44.508	1:54.908	2	109.747
7	38	Lloyd Murphy Formula Vee / 1600cc	6	9.135	2.262	11:46.770	1:56.022	2	108.693
8	1	Brian Kelly Sheane Formula Vee / 1600cc	6	14.850	5.715	11:52.485	1:57.130	2	107.665
9	14	Morgan McCourt Kers Leystone Formula Vee / 1600cc	6	22.923	8.073	12:00.558	1:57.790	6	107.062
10	8	Jimmy Furlong Sheane Formula Vee / 1600cc	6	23.168	0.245	12:00.803	1:56.431	2	108.311
11	69	David Kelly Sheane Formula Vee / 1600cc	6	28.992	5.824	12:06.627	1:58.600	4	106.331
12	40	Joe Smith Sheane Formula Vee / 1600cc	6	30.279	1.287	12:07.914	1:58.455	5	106.461
13	37	Damien Murphy Sheane Formula Vee / 1600cc	6	30.708	0.429	12:08.343	1:58.349	4	106.556
14	12	William Callaghan Sheane Formula Vee / 1600cc	6	35.327	4.619	12:12.962	1:59.493	6	105.536
15	3	Javier Pernas Leystone JN002 / 1600cc	6	43.928	8.601	12:21.563	1:59.624	5	105.420
16	28	Aidan Byrne Sheane 00 Formula Vee / 1600cc	6	48.059	4.131	12:25.694	2:02.284	2	103.127
17	22	Paul Homer Leystone JH002 / 1600cc	6	48.088	0.029	12:25.723	2:01.902	3	103.450
18	29	Philip Devlin Sheane Formula Vee / 1600cc	6	48.482	0.394	12:26.117	2:01.793	4	103.543
19	57	Ger Byrne Sheane Formula Vee / 1600cc	6	51.132	2.650	12:28.767	1:59.727	4	105.330
20	55	Michael Sweeney Formula Vee / 1600cc	6	54.069	2.937	12:31.704	1:59.732	4	105.325
21	21	Tim O'Flaherty Formula Vee / 1600cc	6	54.777	0.708	12:32.412	2:01.293	4	103.970
22	17	Owen Purcell Leystone JH002 / 1600cc	6	1:00.190	5.413	12:37.825	1:59.591	6	105.449
23	41	Ken Foley Sheane Formula Vee / 1600cc	6	1:00.470	0.280	12:38.105	2:01.423	4	103.858
24	67	Damian Murphy Leystone JH004 Formula Vee / 1600cc	6	1:03.094	2.624	12:40.729	2:02.191	4	103.206
25	141	Ian Thornton Formula Vee / 1600cc	6	1:08.648	5.554	12:46.283	2:02.818	4	102.679
26	20	Paddy Cahill Formula Vee / 1600cc	6	1:43.083	34.435	13:20.718	2:04.687	2	101.140
27	138	Niall McGahon Sheane Formula Vee / 1600cc	6	1:52.231	9.148	13:29.866	2:09.416	4	97.444

Not classified

DNF	96	Ray Moore Leystone 04 Formula Vee / 1600cc	5	DNF		9:42.214	1:54.775	4	109.874
DNF	27	Shane O Riordan Sheane Formula Vee / 1600cc	5	DNF		10:29.832	2:02.927	4	102.588
DNF	77	Gerard A Callaghan Sheane 93 Formula Vee / 1600cc	2	DNF		4:04.293	1:59.382	2	105.634
DNF	99	Paula Moore Leystone 004 Formula Vee / 1600cc	1	DNF		2:11.319	2:05.385	1	100.577

Margin of Victory	Avg. Speed	Best Lap Tm	Best Speed	Best Lap by
3.705	108.459	1:54.642	110.002	5 - Daniel Polley Leystone Formu

Clerk of the Course: Mark Kelly

Orbits

Race Control: John Morris

Chief Timekeeper: Paul Grogan

www.mylaps.com

These results are provisional until conclusion of any judicial/tech matters

Licensed to: Mondello Park Racing Circuit

Printed: 12/09/2010 17:43:26


LMC Leinster Trophy Race Meeting
Leinster Trophy - Formula Vee
Mondello International Circuit 3.503 Km
Race 1 (Re-Start)
12/09/2010 16:31
Race started at 17:28:42

(5) Daniel Polley Leastone Formula Vee / 1			(38) Lloyd Murphy Formula Vee / 1600cc			(12) William Callaghan Sheane Formula Vee			(55) Michael Sweeney Formula Vee / 1600cc		
1	1:58.210	+3.568	1	2:01.041	+5.019	1	2:04.950	+6.601	1	2:01.755	+2.028
2	1:55.100	+0.458	2	1:56.022		2	2:00.543	+2.194	2	2:02.099	+2.372
3	1:56.648	+2.006	3	1:57.260	+1.238	3	2:01.961	+3.612	3	1:59.727	
4	1:54.642		4	1:56.767	+0.745	4	1:58.349		4	2:15.310	+15.583
5	1:56.769	+2.127	5	1:56.456	+0.434	5	1:58.594	+0.245	5	2:00.070	+0.343
6	1:56.186	+1.544	6	1:56.274	+0.252	6	1:58.999	+0.650	6		
(66) Trevor Delaney Sheane Formula Vee /			(1) Brian Kelly Sheane Formula Vee / 1600			(3) Javier Pernas Leastone JN002 / 1600cc			(21) Tim O'Flaherty Formula Vee / 1600cc		
1	1:58.832	+3.902	1	1:59.797	+2.667	1	2:01.367	+1.743	1	2:05.018	+5.286
2	1:54.930		2	1:57.130		2	1:59.635	+0.011	2	2:01.053	+1.321
3	1:55.800	+0.870	3	1:57.661	+0.531	3	2:10.716	+11.092	3	2:15.880	+16.148
4	1:56.707	+1.777	4	1:58.271	+1.141	4	2:01.758	+2.134	4	1:59.732	
5	1:58.011	+3.081	5	1:57.940	+0.810	5	1:59.624		5	2:04.299	+4.567
6	1:56.224	+1.294	6	1:59.119	+1.989	6	2:04.638	+5.014	6	2:01.594	+1.862
(6) Robert Casey Formula Vee / 1600cc			(14) Morgan McCourt Kers Leastone Formu			(28) Aidan Byrne Sheane 00 Formula Vee /			(17) Owen Purcell Leastone JH002 / 1600cc		
1	1:58.919	+3.331	1	2:01.676	+3.886	1	2:06.062	+3.778	1	2:30.243	+30.652
2	1:55.588		2	1:59.354	+1.564	2	2:02.284		2	2:00.412	+0.821
3	1:56.403	+0.815	3	2:01.358	+3.568	3	2:02.657	+0.373	3	2:00.010	+0.419
4	1:56.611	+1.023	4	1:58.536	+0.746	4	2:02.620	+0.336	4	2:03.002	+3.411
5	1:56.710	+1.122	5	1:58.333	+0.543	5	2:02.492	+0.208	5	2:00.178	+0.587
6	1:55.711	+0.123	6	1:57.790		6	2:03.654	+1.370	6	1:59.591	
(2) Robbie Allen Sheane Formula Vee / 160			(8) Jimmy Furlong Sheane Formula Vee / 1			(22) Paul Homer Leastone JH002 / 1600cc			(41) Ken Foley Sheane Formula Vee / 1600		
1	1:59.479	+4.027	1	1:59.605	+3.174	1	2:06.221	+4.319	1	2:08.624	+7.201
2	1:56.526	+1.074	2	1:56.431		2	2:03.720	+1.818	2	2:04.002	+2.579
3	1:56.707	+1.255	3	2:11.000	+14.569	3	2:01.902		3	2:03.591	+2.168
4	1:55.955	+0.503	4	1:56.957	+0.526	4	2:02.432	+0.530	4	2:01.423	
5	1:56.395	+0.943	5	1:57.380	+0.949	5	2:02.578	+0.676	5	2:11.658	+10.235
6	1:55.452		6	1:57.555	+1.124	6	2:03.610	+1.708	6	2:02.679	+1.256
(4) Adam McAulay Sheane FV 01 Formula V			(69) David Kelly Sheane Formula Vee / 160			(29) Philip Devlin Sheane Formula Vee / 16			(67) Damian Murphy Leastone JH004 Form		
1	1:58.718	+2.376	1	2:05.086	+6.486	1	2:05.467	+3.674	1	2:07.439	+5.248
2	1:56.829	+0.487	2	1:59.452	+0.852	2	2:05.895	+4.102	2	2:02.513	+0.322
3	1:56.597	+0.255	3	2:01.004	+2.404	3	2:02.638	+0.845	3	2:02.233	+0.042
4	1:57.300	+0.958	4	1:58.600		4	2:01.793		4	2:02.191	
5	1:56.490	+0.148	5	1:59.277	+0.677	5	2:02.618	+0.825	5	2:18.187	+15.996
6	1:56.342		6	1:59.273	+0.673	6	2:02.653	+0.860	6	2:02.482	+0.291
(62) David Heavey Leastone Vee / 1600cc			(40) Joe Smith Sheane Formula Vee / 1600			(57) Ger Byrne Sheane Formula Vee / 1600			(141) Ian Thornton Formula Vee / 1600cc		
1	1:57.735	+2.827	1	2:05.388	+6.933	1	2:05.272	+5.545	1	2:07.810	+4.992
2	1:54.908		2	2:00.992	+2.537	2	2:05.272	+5.545	2	2:02.906	+0.088
3	1:56.279	+1.371	3	2:00.917	+2.462	3			3		
4	1:57.250	+2.342	4	1:58.630	+0.175	4			4		
5	2:00.438	+5.530	5	1:58.455		5			5		
6	1:56.517	+1.609	6	1:58.957	+0.502	6			6		
(37) Damien Murphy Sheane Formula Vee											

Clerk of the Course: Mark Kelly
Orbits
Race Control: John Morris
Chief Timekeeper: Paul Grogan
These results are provisional until conclusion of any judicial/tech matters
www.mylaps.com
Licensed to: Mondello Park Racing Circuit



LMC Leinster Trophy Race Meeting

Leinster Trophy - Formula Vee

Mondello International Circuit 3.503 Km

Race 1 (Re-Start)

12/09/2010 16:31

Race started at 17:28:42

3	2:03.349	+0.531
4	2:02.818	
5	2:04.433	+1.615
6	2:18.503	+15.685

(20) Paddy Cahill Formula Vee / 1600cc

1	2:08.740	+4.053
2	2:04.687	
3	2:19.469	+14.782
4	2:05.872	+1.185
5	2:18.073	+13.386
6	2:16.056	+11.369

(138) Niall McGahon Sheane Formula Vee /

1	2:13.200	+3.784
2	2:26.032	+16.616
3	2:10.808	+1.392
4	2:09.416	
5	2:10.427	+1.011
6	2:12.821	+3.405

(96) Ray Moore Leastone 04 Formula Vee /

1	1:58.153	+3.378
2	1:55.040	+0.265
3	1:56.271	+1.496
4	1:54.775	
5	1:57.975	+3.200

(27) Shane O Riordan Sheane Formula Vee

1	2:08.476	+5.549
2	2:04.331	+1.404
3	2:03.788	+0.861
4	2:02.927	
5	2:03.566	+0.639

(77) Gerard A Callaghan Sheane 93 Formu

1	2:01.840	+2.458
2	1:59.382	

(99) Paula Moore Leastone 004 Formula Vee

1	2:05.385	
---	-----------------	--

Clerk of the Course: Mark Kelly

Orbits

Race Control: John Morris

Chief Timekeeper: Paul Grogan

These results are provisional until conclusion of any judicial/tech matters

www.mylaps.com

Licensed to: Mondello Park Racing Circuit



LMC Leinster Trophy Race Meeting

Sorted on Laps

Ginetta Junior Ireland Supported by Michelin

Mondello International Circuit 3.503 Km

Race 2

12/09/2010 17:00

Race started at 17:51:47

Pos	No.	Name	Laps	Diff	Gap	Total Tm	Best Tm	In Lap	Best Speed
1	5	Niall Murray Ginetta G20 Junior / 1400cc	5			10:43.549	2:07.387	2	98.996
2	3	Andy O'Brien Ginetta G20 Junior / 1400cc	5	6.590	6.590	10:50.139	2:07.315	2	99.052
3	52	Joel Richardson Ginetta G20 Junior / 1400cc	5	8.055	1.465	10:51.604	2:06.747	5	99.496
4	40	Sean Doyle Ginetta G20 Junior / 1400cc	5	10.983	2.928	10:54.532	2:08.160	5	98.399
5	11	Andrew Watson Ginetta G20 Junior / 1400cc	5	11.847	0.864	10:55.396	2:08.872	5	97.855
6	76	Jake Byrne Ginetta G20 Junior / 1400cc	5	26.142	14.295	11:09.691	2:09.019	3	97.744
7	10	James Fleming Ginetta G20 Junior / 1400cc	5	37.346	11.204	11:20.895	2:11.095	2	96.196
8	2	Andrew Clarke Ginetta G20 Junior / 1400cc	5	50.088	12.742	11:33.637	2:11.422	4	95.957
9	14	Megan Kessie Ginetta G20 Junior / 1400cc	5	54.634	4.546	11:38.183	2:15.074	5	93.362

Margin of Victory	Avg. Speed	Best Lap Tm	Best Speed	Best Lap by
6.590	97.979	2:06.747	99.496	52 - Joel Richardson Ginetta G20

Clerk of the Course: Mark Kelly

Orbits

Race Control: John Morris

Chief Timekeeper: Paul Grogan

www.mylaps.com

These results are provisional until conclusion of any judicial/tech matters

Licensed to: Mondello Park Racing Circuit

Printed: 12/09/2010 18:04:16



LMC Leinster Trophy Race Meeting

Ginetta Junior Ireland Supported by Michelin

Mondello International Circuit 3.503 Km

Race 2

12/09/2010 17:00

Race started at 17:51:47

(5) Niall Murray Ginetta G20 Junior / 1400

1	2:11.009	+3.622
2	2:07.387	
3	2:08.586	+1.199
4	2:08.233	+0.846
5	2:08.334	+0.947

(2) Andrew Clarke Ginetta G20 Junior / 1400

1	2:29.988	+18.566
2	2:26.848	+15.426
3	2:12.190	+0.768
4	2:11.422	
5	2:11.600	+0.178

(3) Andy O'Brien Ginetta G20 Junior / 1400

1	2:14.673	+7.358
2	2:07.315	
3	2:08.809	+1.494
4	2:09.213	+1.898
5	2:09.098	+1.783

(14) Megan Kessie Ginetta G20 Junior / 1400

1	2:23.209	+8.135
2	2:18.653	+3.579
3	2:20.637	+5.563
4	2:17.338	+2.264
5	2:15.074	

(52) Joel Richardson Ginetta G20 Junior / 1400

1	2:19.509	+12.762
2	2:07.885	+1.138
3	2:07.898	+1.151
4	2:09.381	+2.634
5	2:06.747	

(40) Sean Doyle Ginetta G20 Junior / 1400

1	2:15.700	+7.540
2	2:09.036	+0.876
3	2:09.851	+1.691
4	2:09.637	+1.477
5	2:08.160	

(11) Andrew Watson Ginetta G20 Junior / 1400

1	2:16.657	+7.785
2	2:08.941	+0.069
3	2:10.013	+1.141
4	2:10.086	+1.214
5	2:08.872	

(76) Jake Byrne Ginetta G20 Junior / 1400

1	2:15.033	+6.014
2	2:09.116	+0.097
3	2:09.019	
4	2:12.080	+3.061
5	2:22.798	+13.779

(10) James Fleming Ginetta G20 Junior / 1400

1	2:18.552	+7.457
2	2:11.095	
3	2:22.973	+11.878
4	2:12.732	+1.637
5	2:13.117	+2.022

Clerk of the Course: Mark Kelly

Race Control: John Morris

Chief Timekeeper: Paul Grogan

These results are provisional until conclusion of any judicial/tech matters

Printed: 12/09/2010 18:04:52

Orbits

www.mylaps.com

Licensed to: Mondello Park Racing Circuit